

****Meeting Taking Place Via Electronic Means****

1. Call to Order
2. Agenda
 - a. Deletions/Additions:
 - b. Adoption of Agenda
3. Delegations
 - a. Sgt. Jane Boehr, Vermilion RCMP Detachment
[3rd Quarter Report/Statistics](#) Page 3-19
4. Adoption of Minutes
 - a. [June 16, 2020 Regular Council Minutes](#) Page 20-24
 - b. [June 18, 2020 Special Council Minutes](#) Page 25-26
5. Business Arising from the Minutes:
 - a. [Tax Recovery Auction 2020 - Update](#) Page 27-29
6. Policies & Bylaws:
 - a.
7. New Business:
 - a. [Request for Quotes – Demolition of Old Public Works Building](#) Page 30-32
 - b. [Request for Quotes – Barrier Free Ramp: Administration Building](#) Page 33-34
 - c. [Flood Mitigation / Culvert Installation – Bar Engineering](#) Page 35-40
 - d. [Request for Decision - Overdue Accounts Receivable](#) Page 41-42
 - e. [Innisfree Fire Department Wages](#) Page 43
8. Councillor Reports
 - a. [Alberta HUB Report - Deb McMann](#) Page 44
9. Administration Reports
 - a. [CAO Report & Action List](#) Page 45-47
 - b. Financials
 - i. [Revenue & Expense](#) Page 48-53
 - ii. [Tax Trial Balance](#) Page 54
 - iii. [Utility Trial Balance](#) Page 55
 - iv. [Accounts Payable Trial Balance](#) Page 56-59
 - c. [Website](#) Page 60-61
10. Correspondence
 - a. [Alberta Municipal Affairs Letter dated July 2, 2020](#) Page 62
 - b. [Alberta Municipal Affairs Letter received June 25, 2020](#) Page 63
 - c. [City of Cold Lake Letter dated July 7, 2020](#) Page 64-66

11. Closed Session
 - a. Personnel – FOIP Section 17 & 27
 - i. [Request for Increase in Salary – CAO, Public Works Foreman & Admin/PW Assistant](#)
Page 67-73
12. Adjournment

County of Minburn #27 - Vermilion Detachment
Crime Statistics (Actual)
January: 2016 - 2020

All categories contain "Attempted" and/or "Completed"

February-10-20

CATEGORY	Trend	2017	2018	2019	2020	% Change 2017 - 2020	% Change 2019 - 2020	Avg File +/- per Year
Homicides & Offences Related to Death		0	0	0	0	N/A	N/A	0.0
Robbery		0	0	0	2	N/A	N/A	0.6
Sexual Assaults		0	0	0	1	N/A	N/A	0.3
Other Sexual Offences		0	0	0	0	N/A	N/A	0.0
Assault		1	2	1	0	-100%	-100%	-0.4
Kidnapping/Hostage/Abduction		0	0	0	0	N/A	N/A	0.0
Extortion		0	1	0	0	N/A	N/A	-0.1
Criminal Harassment		0	0	2	0	N/A	-100%	0.2
Uttering Threats		2	0	0	1	-50%	N/A	-0.3
TOTAL PERSONS		3	3	3	4	33%	33%	0.3
Break & Enter		0	2	2	5	N/A	150%	1.5
Theft of Motor Vehicle		4	2	0	2	-50%	N/A	-0.8
Theft Over \$5,000		0	0	0	0	N/A	N/A	0.0
Theft Under \$5,000		4	3	0	6	50%	N/A	0.3
Possn Stn Goods		2	3	0	3	50%	N/A	0.0
Fraud		0	2	1	0	N/A	-100%	-0.1
Arson		0	0	0	0	N/A	N/A	0.0
Mischief To Property		2	1	2	2	0%	0%	0.1
TOTAL PROPERTY		12	13	5	18	50%	260%	1.0
Offensive Weapons		0	0	0	1	N/A	N/A	0.3
Disturbing the peace		0	0	0	0	N/A	N/A	0.0
Fail to Comply & Breaches		0	0	0	0	N/A	N/A	0.0
OTHER CRIMINAL CODE		1	0	1	0	-100%	-100%	-0.2
TOTAL OTHER CRIMINAL CODE		1	0	1	1	0%	0%	0.1
TOTAL CRIMINAL CODE		16	16	9	23	44%	156%	1.4

County of Minburn #27 - Vermilion Detachment
Crime Statistics (Actual)
January to January - January: 2017 - 2020

All categories contain "Attempted" and/or "Completed"

February-10-20

CATEGORY	Trend	2017	2018	2019	2020	% Change 2017 - 2020	% Change 2019 - 2020	Avg File +/- per Year
Drug Enforcement - Production		0	1	0	0	N/A	N/A	-0.1
Drug Enforcement - Possession		1	0	0	0	-100%	N/A	-0.3
Drug Enforcement - Trafficking		0	0	0	2	N/A	N/A	0.6
Drug Enforcement - Other		0	0	0	0	N/A	N/A	0.0
Total Drugs		1	1	0	2	100%	N/A	0.2
Cannabis Enforcement		0	0	0	0	N/A	N/A	0.0
Federal - General		0	0	0	0	N/A	N/A	0.0
TOTAL FEDERAL		1	1	0	2	100%	N/A	0.2
Liquor Act		N/A	0	1	0	N/A	-100%	0.0
Cannabis Act		N/A	0	0	0	N/A	N/A	0.0
Mental Health Act		N/A	1	0	1	N/A	N/A	0.0
Other Provincial Stats		N/A	1	0	0	N/A	N/A	-0.5
Total Provincial Stats		N/A	2	1	1	N/A	0%	-0.5
Municipal By-laws Traffic		N/A	0	0	0	N/A	N/A	0.0
Municipal By-laws		N/A	1	0	0	N/A	N/A	-0.5
Total Municipal		N/A	1	0	0	N/A	N/A	-0.5
Fatals		0	0	0	0	N/A	N/A	0.0
Injury MVC		1	1	4	1	0%	-75%	0.3
Property Damage MVC (Reportable)		N/A	10	9	8	N/A	-11%	-1.0
Property Damage MVC (Non Reportable)		N/A	3	0	0	N/A	N/A	-1.5
TOTAL MVC		N/A	14	13	9	N/A	-31%	-2.5
Provincial Traffic		N/A	26	20	9	N/A	-55%	-8.5
Other Traffic		N/A	0	0	0	N/A	N/A	0.0
Criminal Code Traffic		3	2	0	1	-67%	N/A	-0.8
Common Police Activities								
False Alarms		N/A	4	1	0	N/A	-100%	-2.0
False/Abandoned 911 Call and 911 Act		N/A	3	0	1	N/A	N/A	-1.0
Suspicious Person/Vehicle/Property		N/A	2	2	1	N/A	-50%	-0.5
Persons Reported Missing		N/A	1	0	0	N/A	N/A	-0.5

County of Minburn #27 - Vermilion Detachment
Crime Statistics (Actual)
January to February: 2017 - 2020

All categories contain "Attempted" and/or "Completed"

March-12-20

CATEGORY	Trend	2017	2018	2019	2020	% Change 2017 - 2020	% Change 2019 - 2020	Avg File +/- per Year
Homicides & Offences Related to Death		0	0	0	0	N/A	N/A	0.0
Robbery		0	0	0	2	N/A	N/A	0.6
Sexual Assaults		0	0	0	0	N/A	N/A	0.0
Other Sexual Offences		0	0	0	0	N/A	N/A	0.0
Assault		1	6	1	2	100%	100%	-0.2
Kidnapping/Hostage/Abduction		0	0	0	0	N/A	N/A	0.0
Extortion		0	1	0	0	N/A	N/A	-0.1
Criminal Harassment		0	1	2	0	N/A	-100%	0.1
Uttering Threats		2	0	0	1	-50%	N/A	-0.3
TOTAL PERSONS		3	8	3	5	67%	67%	0.1
Break & Enter		1	2	6	7	600%	17%	2.2
Theft of Motor Vehicle		5	6	1	5	0%	400%	-0.5
Theft Over \$5,000		0	0	0	2	N/A	N/A	0.6
Theft Under \$5,000		8	7	7	8	0%	14%	0.0
Possn Stn Goods		2	4	0	3	50%	N/A	-0.1
Fraud		0	2	5	0	N/A	-100%	0.3
Arson		0	0	0	0	N/A	N/A	0.0
Mischief To Property		3	3	4	4	33%	0%	0.4
TOTAL PROPERTY		19	24	23	29	53%	26%	2.9
Offensive Weapons		0	0	0	1	N/A	N/A	0.3
Disturbing the peace		0	0	1	0	N/A	-100%	0.1
Fail to Comply & Breaches		2	0	1	0	-100%	-100%	-0.5
OTHER CRIMINAL CODE		1	0	1	2	100%	100%	0.4
TOTAL OTHER CRIMINAL CODE		3	0	3	3	0%	0%	0.3
TOTAL CRIMINAL CODE		25	32	29	37	48%	28%	3.3

County of Minburn #27 - Vermilion Detachment
Crime Statistics (Actual)
January to February: 2017 - 2020

All categories contain "Attempted" and/or "Completed"

March-12-20

CATEGORY	Trend	2017	2018	2019	2020	% Change 2017 - 2020	% Change 2019 - 2020	Avg File +/- per Year
Drug Enforcement - Production		0	1	0	0	N/A	N/A	-0.1
Drug Enforcement - Possession		1	0	1	0	-100%	-100%	-0.2
Drug Enforcement - Trafficking		0	0	0	2	N/A	N/A	0.6
Drug Enforcement - Other		0	0	0	0	N/A	N/A	0.0
Total Drugs		1	1	1	2	100%	100%	0.3
Cannabis Enforcement		0	0	0	0	N/A	N/A	0.0
Federal - General		0	0	0	0	N/A	N/A	0.0
TOTAL FEDERAL		1	1	1	2	100%	100%	0.3
Liquor Act		N/A	4	1	0	N/A	-100%	-2.0
Cannabis Act		N/A	0	0	0	N/A	N/A	0.0
Mental Health Act		N/A	1	0	1	N/A	N/A	0.0
Other Provincial Stats		N/A	4	0	2	N/A	N/A	-1.0
Total Provincial Stats		N/A	9	1	3	N/A	200%	-3.0
Municipal By-laws Traffic		N/A	0	0	0	N/A	N/A	0.0
Municipal By-laws		N/A	1	0	0	N/A	N/A	-0.5
Total Municipal		N/A	1	0	0	N/A	N/A	-0.5
Fatals		0	0	0	0	N/A	N/A	0.0
Injury MVC		1	4	5	1	0%	-80%	0.1
Property Damage MVC (Reportable)		N/A	18	21	15	N/A	-29%	-1.5
Property Damage MVC (Non Reportable)		N/A	4	1	3	N/A	200%	-0.5
TOTAL MVC		N/A	26	27	19	N/A	-30%	-3.5
Provincial Traffic		N/A	67	33	21	N/A	-36%	-23.0
Other Traffic		N/A	0	0	0	N/A	N/A	0.0
Criminal Code Traffic		5	2	0	6	20%	N/A	0.1
Common Police Activities								
False Alarms		N/A	7	2	0	N/A	-100%	-3.5
False/Abandoned 911 Call and 911 Act		N/A	3	0	2	N/A	N/A	-0.5
Suspicious Person/Vehicle/Property		N/A	7	3	2	N/A	-33%	-2.5
Persons Reported Missing		N/A	1	0	0	N/A	N/A	-0.5

**County of Minburn #27 - Vermilion Detachment
Crime Statistics (Actual)
January to March: 2017 - 2020**

All categories contain "Attempted" and/or "Completed"

April-06-20

CATEGORY	Trend	2017	2018	2019	2020	% Change 2017 - 2020	% Change 2019 - 2020	Avg File +/- per Year
Homicides & Offences Related to Death		0	0	0	0	N/A	N/A	0.0
Robbery		0	0	0	2	N/A	N/A	0.6
Sexual Assaults		0	1	0	0	N/A	N/A	-0.1
Other Sexual Offences		0	1	0	0	N/A	N/A	-0.1
Assault		4	6	3	2	-50%	-33%	-0.9
Kidnapping/Hostage/Abduction		0	0	0	0	N/A	N/A	0.0
Extortion		0	1	0	0	N/A	N/A	-0.1
Criminal Harassment		0	3	3	0	N/A	-100%	0.0
Uttering Threats		2	0	1	2	0%	100%	0.1
TOTAL PERSONS		6	12	7	6	0%	-14%	-0.5
Break & Enter		4	3	10	8	100%	-20%	1.9
Theft of Motor Vehicle		6	10	5	6	0%	20%	-0.5
Theft Over \$5,000		0	1	0	2	N/A	N/A	0.5
Theft Under \$5,000		13	13	8	10	-23%	25%	-1.4
Possn Stn Goods		3	7	0	3	0%	N/A	-0.7
Fraud		0	6	7	0	N/A	-100%	0.1
Arson		0	0	0	0	N/A	N/A	0.0
Mischief To Property		4	4	6	8	100%	33%	1.4
TOTAL PROPERTY		30	44	36	37	23%	3%	1.3
Offensive Weapons		0	0	0	1	N/A	N/A	0.3
Disturbing the peace		0	0	3	0	N/A	-100%	0.3
Fail to Comply & Breaches		2	1	1	1	-50%	0%	-0.3
OTHER CRIMINAL CODE		2	0	1	3	50%	200%	0.4
TOTAL OTHER CRIMINAL CODE		4	1	5	5	25%	0%	0.7
TOTAL CRIMINAL CODE		40	57	48	48	20%	0%	1.5

County of Minburn #27 - Vermilion Detachment
Crime Statistics (Actual)
January to March: 2017 - 2020

All categories contain "Attempted" and/or "Completed"

April-06-20

CATEGORY	Trend	2017	2018	2019	2020	% Change 2017 - 2020	% Change 2019 - 2020	Avg File +/- per Year
Drug Enforcement - Production		0	1	0	0	N/A	N/A	-0.1
Drug Enforcement - Possession		1	0	1	0	-100%	-100%	-0.2
Drug Enforcement - Trafficking		1	0	0	2	100%	N/A	0.3
Drug Enforcement - Other		0	0	0	0	N/A	N/A	0.0
Total Drugs		2	1	1	2	0%	100%	0.0
Cannabis Enforcement		0	0	0	0	N/A	N/A	0.0
Federal - General		0	0	0	1	N/A	N/A	0.3
TOTAL FEDERAL		2	1	1	3	50%	200%	0.3
Liquor Act		N/A	4	1	1	N/A	0%	-1.5
Cannabis Act		N/A	0	1	1	N/A	0%	0.5
Mental Health Act		N/A	2	0	1	N/A	N/A	-0.5
Other Provincial Stats		N/A	4	2	2	N/A	0%	-1.0
Total Provincial Stats		N/A	10	4	5	N/A	25%	-2.5
Municipal By-laws Traffic		N/A	0	0	0	N/A	N/A	0.0
Municipal By-laws		N/A	1	0	0	N/A	N/A	-0.5
Total Municipal		N/A	1	0	0	N/A	N/A	-0.5
Fatals		0	0	0	0	N/A	N/A	0.0
Injury MVC		3	4	5	4	33%	-20%	0.4
Property Damage MVC (Reportable)		N/A	23	27	18	N/A	-33%	-2.5
Property Damage MVC (Non Reportable)		N/A	4	1	2	N/A	100%	-1.0
TOTAL MVC		N/A	31	33	24	N/A	-27%	-3.5
Provincial Traffic		N/A	98	49	29	N/A	-41%	-34.5
Other Traffic		N/A	0	0	0	N/A	N/A	0.0
Criminal Code Traffic		7	3	1	7	0%	600%	-0.2
Common Police Activities								
False Alarms		N/A	11	2	1	N/A	-50%	-5.0
False/Abandoned 911 Call and 911 Act		N/A	5	1	3	N/A	200%	-1.0
Suspicious Person/Vehicle/Property		N/A	11	5	6	N/A	20%	-2.5
Persons Reported Missing		N/A	1	0	2	N/A	N/A	0.5

County of Minburn #27 - Vermilion Detachment
Crime Statistics (Actual)
January to April: 2017 - 2020

All categories contain "Attempted" and/or "Completed"

May-11-20

CATEGORY	Trend	2017	2018	2019	2020	% Change 2017 - 2020	% Change 2019 - 2020	Avg File +/- per Year
Homicides & Offences Related to Death		0	0	0	0	N/A	N/A	0.0
Robbery		0	0	0	1	N/A	N/A	0.3
Sexual Assaults		0	1	0	0	N/A	N/A	-0.1
Other Sexual Offences		0	1	0	0	N/A	N/A	-0.1
Assault		10	7	3	4	-60%	33%	-2.2
Kidnapping/Hostage/Abduction		0	1	0	0	N/A	N/A	-0.1
Extortion		0	1	0	0	N/A	N/A	-0.1
Criminal Harassment		1	3	3	0	-100%	-100%	-0.3
Uttering Threats		4	0	1	2	-50%	100%	-0.5
TOTAL PERSONS		15	14	7	7	-53%	0%	-3.1
Break & Enter		5	5	12	13	160%	8%	3.1
Theft of Motor Vehicle		7	12	6	6	-14%	0%	-0.9
Theft Over \$5,000		0	1	1	2	N/A	100%	0.6
Theft Under \$5,000		17	16	12	11	-35%	-8%	-2.2
Possn Stn Goods		4	11	1	4	0%	300%	-1.0
Fraud		0	6	7	1	N/A	-86%	0.4
Arson		0	1	0	1	N/A	N/A	0.2
Mischief To Property		8	5	8	14	75%	75%	2.1
TOTAL PROPERTY		41	57	47	52	27%	11%	2.3
Offensive Weapons		0	2	0	1	N/A	N/A	0.1
Disturbing the peace		0	0	4	1	N/A	-75%	0.7
Fail to Comply & Breaches		6	2	1	2	-67%	100%	-1.3
OTHER CRIMINAL CODE		4	0	2	4	0%	100%	0.2
TOTAL OTHER CRIMINAL CODE		10	4	7	8	-20%	14%	-0.3
TOTAL CRIMINAL CODE		66	75	61	67	2%	10%	-1.1

County of Minburn #27 - Vermilion Detachment
Crime Statistics (Actual)
January to April: 2017 - 2020

All categories contain "Attempted" and/or "Completed"

May-11-20

CATEGORY	Trend	2017	2018	2019	2020	% Change 2017 - 2020	% Change 2019 - 2020	Avg File +/- per Year
Drug Enforcement - Production		0	1	0	0	N/A	N/A	-0.1
Drug Enforcement - Possession		1	1	2	0	-100%	-100%	-0.2
Drug Enforcement - Trafficking		1	0	0	2	100%	N/A	0.3
Drug Enforcement - Other		0	0	0	0	N/A	N/A	0.0
Total Drugs		2	2	2	2	0%	0%	0.0
Cannabis Enforcement		0	0	0	0	N/A	N/A	0.0
Federal - General		0	1	1	1	N/A	0%	0.3
TOTAL FEDERAL		2	3	3	3	50%	0%	0.3
Liquor Act		N/A	4	1	2	N/A	100%	-1.0
Cannabis Act		N/A	0	1	1	N/A	0%	0.5
Mental Health Act		N/A	3	0	2	N/A	N/A	-0.5
Other Provincial Stats		N/A	5	3	7	N/A	133%	1.0
Total Provincial Stats		N/A	12	5	12	N/A	140%	0.0
Municipal By-laws Traffic		N/A	0	0	0	N/A	N/A	0.0
Municipal By-laws		N/A	1	0	1	N/A	N/A	0.0
Total Municipal		N/A	1	0	1	N/A	N/A	0.0
Fatals		0	0	0	0	N/A	N/A	0.0
Injury MVC		3	5	6	4	33%	-33%	0.4
Property Damage MVC (Reportable)		N/A	28	34	24	N/A	-29%	-2.0
Property Damage MVC (Non Reportable)		N/A	4	1	4	N/A	300%	0.0
TOTAL MVC		N/A	37	41	32	N/A	-22%	-2.5
Provincial Traffic		N/A	131	69	46	N/A	-33%	-42.5
Other Traffic		N/A	0	0	3	N/A	N/A	1.5
Criminal Code Traffic		11	4	3	9	-18%	200%	-0.7
Common Police Activities								
False Alarms		N/A	12	2	1	N/A	-50%	-5.5
False/Abandoned 911 Call and 911 Act		N/A	7	3	3	N/A	0%	-2.0
Suspicious Person/Vehicle/Property		N/A	18	7	8	N/A	14%	-5.0
Persons Reported Missing		N/A	1	0	2	N/A	N/A	0.5

County of Minburn #27 - Vermilion Detachment
Crime Statistics (Actual)
January to May: 2017 - 2020

All categories contain "Attempted" and/or "Completed"

June-12-20

CATEGORY	Trend	2017	2018	2019	2020	% Change 2017 - 2020	% Change 2019 - 2020	Avg File +/- per Year
Homicides & Offences Related to Death		0	0	0	0	N/A	N/A	0.0
Robbery		0	0	0	1	N/A	N/A	0.3
Sexual Assaults		0	3	0	0	N/A	N/A	-0.3
Other Sexual Offences		0	1	0	0	N/A	N/A	-0.1
Assault		12	8	5	7	-42%	40%	-1.8
Kidnapping/Hostage/Abduction		0	1	0	0	N/A	N/A	-0.1
Extortion		0	1	0	0	N/A	N/A	-0.1
Criminal Harassment		1	3	3	1	0%	-67%	0.0
Uttering Threats		5	0	4	2	-60%	-50%	-0.5
TOTAL PERSONS		18	17	12	11	-39%	-8%	-2.6
Break & Enter		7	5	15	17	143%	13%	4.0
Theft of Motor Vehicle		10	12	7	7	-30%	0%	-1.4
Theft Over \$5,000		0	2	2	2	N/A	0%	0.6
Theft Under \$5,000		18	18	15	15	-17%	0%	-1.2
Possn Stn Goods		7	12	1	4	-43%	300%	-2.0
Fraud		0	7	8	1	N/A	-88%	0.4
Arson		1	1	0	1	0%	N/A	-0.1
Mischief To Property		10	7	12	17	70%	42%	2.6
TOTAL PROPERTY		53	64	60	64	21%	7%	2.9
Offensive Weapons		2	3	0	2	0%	N/A	-0.3
Disturbing the peace		0	0	4	1	N/A	-75%	0.7
Fail to Comply & Breaches		6	3	4	6	0%	50%	0.1
OTHER CRIMINAL CODE		5	0	3	4	-20%	33%	0.0
TOTAL OTHER CRIMINAL CODE		13	6	11	13	0%	18%	0.5
TOTAL CRIMINAL CODE		84	87	83	88	5%	6%	0.8

County of Minburn #27 - Vermilion Detachment
Crime Statistics (Actual)
January to May: 2017 - 2020

All categories contain "Attempted" and/or "Completed"

June-12-20

CATEGORY	Trend	2017	2018	2019	2020	% Change 2017 - 2020	% Change 2019 - 2020	Avg File +/- per Year
Drug Enforcement - Production		0	1	0	0	N/A	N/A	-0.1
Drug Enforcement - Possession		1	2	2	1	0%	-50%	0.0
Drug Enforcement - Trafficking		1	0	0	2	100%	N/A	0.3
Drug Enforcement - Other		0	0	0	0	N/A	N/A	0.0
Total Drugs		2	3	2	3	50%	50%	0.2
Cannabis Enforcement		0	0	0	0	N/A	N/A	0.0
Federal - General		0	1	0	1	N/A	N/A	0.2
TOTAL FEDERAL		2	4	2	4	100%	100%	0.4
Liquor Act		N/A	4	1	2	N/A	100%	-1.0
Cannabis Act		N/A	0	1	1	N/A	0%	0.5
Mental Health Act		N/A	8	1	2	N/A	100%	-3.0
Other Provincial Stats		N/A	5	8	12	N/A	50%	3.5
Total Provincial Stats		N/A	17	11	17	N/A	55%	0.0
Municipal By-laws Traffic		N/A	0	0	0	N/A	N/A	0.0
Municipal By-laws		N/A	1	1	1	N/A	0%	0.0
Total Municipal		N/A	1	1	1	N/A	0%	0.0
Fatals		0	0	0	0	N/A	N/A	0.0
Injury MVC		5	8	6	4	-20%	-33%	-0.5
Property Damage MVC (Reportable)		N/A	30	41	25	N/A	-39%	-2.5
Property Damage MVC (Non Reportable)		N/A	5	1	4	N/A	300%	-0.5
TOTAL MVC		N/A	43	48	33	N/A	-31%	-5.0
Provincial Traffic		N/A	207	82	59	N/A	-28%	-74.0
Other Traffic		N/A	0	0	3	N/A	N/A	1.5
Criminal Code Traffic		12	4	6	10	-17%	67%	-0.4
Common Police Activities								
False Alarms		N/A	13	3	5	N/A	67%	-4.0
False/Abandoned 911 Call and 911 Act		N/A	8	4	4	N/A	0%	-2.0
Suspicious Person/Vehicle/Property		N/A	23	9	14	N/A	56%	-4.5
Persons Reported Missing		N/A	1	0	3	N/A	N/A	1.0

Occurrence Stats (All Violations)

Violation group - Traffic Offences - Traffic Accidents				Clearance		
	Reported	Unfounded	Actual	By Charge	Otherwise	Rate
9930 0020 Traffic Collision(s) - Non - Fatal Injury	4	0	4	0	1	25.0%
9930 0030 Traffic Collision(s) - Property Damage - Reportable	35	0	35	0	1	2.9%
9930 0040 Traffic Collision(s) - Property Damage - Non - Reportable	2	0	2	0	0	0.0%
	41	0	41	0	2	4.9%

Violation group - Traffic Offences - Provincial Traffic Offences				Clearance		
	Reported	Unfounded	Actual	By Charge	Otherwise	Rate
9510 0010 Fail to Stop or Remain at Accident Scene (Provincial/Territorial)	2	0	2	0	0	0.0%
9900 0030 Moving Traffic - Speeding Violations - Provincial/Territorial	10	0	10	1	2	30.0%
9900 0040 Other Moving Traffic Violations - Provincial/Territorial	26	0	26	3	6	34.6%
9900 0070 Other Non-Moving Traffic - Provincial/Territorial	13	0	13	1	2	23.1%
9910 0010 Roadside Suspensions - alcohol related - No grounds to charge	2	0	2	0	2	100.0%
9910 0030 Drivers License Suspensions - By Police	1	0	1	0	1	100.0%
	54	0	54	5	13	33.3%

Violation group - Traffic Offences - Other Traffic Related Duties				Clearance		
	Reported	Unfounded	Actual	By Charge	Otherwise	Rate
8840 0386 Motor Vehicle Act - Other Activities (except traffic warnings)	1	0	1	0	0	0.0%
	1	0	1	0	0	0.0%

Violation group - Traffic Offences - Other Criminal Code Traffic Offences				Clearance		
	Reported	Unfounded	Actual	By Charge	Otherwise	Rate
9320 0020 Operation while prohibited	1	0	1	1	0	100.0%
	1	0	1	1	0	100.0%

Violation group - Traffic Offences - Off-road Vehicle Collisions				Clearance		
	Reported	Unfounded	Actual	By Charge	Otherwise	Rate
9940 0020 Off-Road Vehicle Collision - Non-Fatal Injury	1	0	1	0	0	0.0%
	1	0	1	0	0	0.0%

Occurrence Stats (All Violations)

Violation group - Traffic offences - Impaired Operation Related Offences	Reported	Unfounded	Actual	Clearance		
				By Charge	Otherwise	Rate
9230 0070 Operation while impaired (alcohol)/over 80mg% of Motor Vehicle	7	0	7	2	0	28.6%
9233 0010 Operation while impaired (alcohol and drugs) of a Motor Vehicle	1	0	1	2	0	200.0%
	8	0	8	4	0	50.0%
Violation group - Traffic offences - Dangerous Operation of Motor Veh./Vessel/Aircraft	Reported	Unfounded	Actual	Clearance		
9133 0020 Flight from peace officer	1	0	1	0	0	0.0%
	1	0	1	0	0	0.0%
Violation group - Provincial Statutes {except traffic}	Reported	Unfounded	Actual	Clearance		
7100 0012 Liquor Act (Provincial/Territorial) - Offences Only	2	0	2	1	0	50.0%
7300 0080 Litter Act - Offences Only	1	0	1	0	0	0.0%
7300 0110 911 Act - Offences Only	4	1	3	0	0	0.0%
7300 0130 Provincial/Territorial Environmental Legislation - Offences Only	1	0	1	1	0	100.0%
7300 0180 Trespass Act - Provincial/Territorial - Offences Only	2	0	2	1	0	50.0%
7300 0190 Cannabis Act (Provincial/Territorial) - Offences Only	2	0	2	2	0	100.0%
8840 0291 Child Welfare Act - Other Activities	1	0	1	0	0	0.0%
8840 0297 Coroner's Act - Sudden Death/Other Activities	2	0	2	0	0	0.0%
8840 0311 Fire Prevention Act - Other Activities	2	0	2	0	0	0.0%
8840 0336 Mental Health Act - Other Activities	2	0	2	0	0	0.0%
8840 0341 911 Act - Other Activities	3	0	3	0	0	0.0%
8840 0346 Off-Road Vehicle Act - Other Activities	1	0	1	0	0	0.0%
8840 0351 Provincial/Territorial Environmental Legislation - Other Activities	1	0	1	1	0	100.0%
8840 0376 Trespass Act - Provincial/Territorial - Other Activities	1	0	1	0	0	0.0%
8840 0381 Other Provincial/Territorial Statutes (not otherwise specified) - Other Activities	2	0	2	0	0	0.0%
	27	1	26	6	0	23.1%

Occurrence Stats (All Violations)

Violation group - Provincial Statutes - Municipal By-laws				Clearance		
	Reported	Unfounded	Actual	By Charge	Otherwise	Rate
9955 0010 Municipal Bylaws - Other	2	1	1	0	0	0.0%
	2	1	1	0	0	0.0%
Violation group - Other Criminal Code - Other Criminal Code				Clearance		
	Reported	Unfounded	Actual	By Charge	Otherwise	Rate
3410 0025 Breach of Recognizance to Keep the Peace	1	0	1	1	0	100.0%
3410 0030 Breach of recognizance - other	2	0	2	1	1	100.0%
3410 0050 Failure to comply with undertaking	3	0	3	1	1	66.7%
3410 0060 Failure to comply with order	1	0	1	1	0	100.0%
3410 0070 Failure to comply with appearance notice or summons	2	0	2	0	0	0.0%
3420 0040 Utter/export counterfeit money	1	0	1	0	0	0.0%
3430 0010 Disturbing the peace/Causing a disturbance	1	0	1	0	0	0.0%
3520 0010 Fail to comply probation order	2	0	2	1	0	50.0%
3540 0010 Uttering Threats Against Property or an Animal	1	0	1	0	0	0.0%
3810 0100 Injure or endanger other animals - not cattle	2	0	2	0	0	0.0%
	16	0	16	5	2	43.8%
Violation group - Other Criminal Code - Offensive Weapons				Clearance		
	Reported	Unfounded	Actual	By Charge	Otherwise	Rate
3370 0010 Weapons possession contrary to order and fail to surrender authorization	1	0	1	1	0	100.0%
3375 0040 Carrying concealed weapon	1	0	1	1	0	100.0%
3720 0010 Careless use of a firearm	1	0	1	0	0	0.0%
	3	0	3	2	0	66.7%
Violation group - National Survey Codes				Clearance		
	Reported	Unfounded	Actual	By Charge	Otherwise	Rate
8999 3012 Search warrant executed-Positive	1	0	1	1	0	100.0%
8999 3057 Prisoners Held	1	0	1	1	0	100.0%
8999 3064 Written Traffic Offence Warnings - Provincial/Territorial	2	0	2	0	2	100.0%
8999 3065 Victim Services Offered - Accepted	4	0	4	1	2	75.0%

Occurrence Stats (All Violations)

Violation group - National Survey Codes				Clearance		
	Reported	Unfounded	Actual	By Charge	Otherwise	Rate
8999 3066 Victim Services Offered - Declined	29	3	26	5	3	30.8%
8999 3071 Victim Services - Proactive Referral	3	0	3	1	0	33.3%
8999 3083 COVID-19	1	0	1	0	0	0.0%
	41	3	38	9	7	42.1%

Violation group - FES - Other FES Statutes				Clearance		
	Reported	Unfounded	Actual	By Charge	Otherwise	Rate
6900 0195 Corrections & Conditional Release Act - Offences Only	1	0	1	1	0	100.0%
	1	0	1	1	0	100.0%

Violation group - Drug Enforcement - Trafficking				Clearance		
	Reported	Unfounded	Actual	By Charge	Otherwise	Rate
4220 0020 Possession for the Purpose of Trafficking - Schedule I: Cocaine	1	0	1	1	0	100.0%
4250 0020 Possession for the Purpose of Trafficking - Schedule I: Methamphetamine (Crystal Meth)	1	0	1	1	0	100.0%
	2	0	2	2	0	100.0%

Violation group - Drug Enforcement - Possession				Clearance		
	Reported	Unfounded	Actual	By Charge	Otherwise	Rate
4120 0010 Possession - Schedule I: Cocaine	0	0	0	1	0	0.0%
4130 0010 Possession - Schedule I: Other	1	0	1	0	0	0.0%
4150 0010 Possession - Schedule I: Methamphetamine (Crystal Meth)	1	0	1	1	0	100.0%
4160 0020 Possession - Schedule I: Methylenedioxyamphetamine (Ecstasy)	0	0	0	1	0	0.0%
4170 0010 Possession - Schedule I: Opioid (other than heroin)	0	0	0	1	0	0.0%
	2	0	2	4	0	200.0%

Violation group - Crimes Against the Person - Sexual Offences				Clearance		
	Reported	Unfounded	Actual	By Charge	Otherwise	Rate
1330 0010 Sexual Assault	1	1	0	0	0	0.0%
	1	1	0	0	0	0.0%

Occurrence Stats (All Violations)

Violation group - Crimes Against the Person - Robbery/Extortion/Harassment/Threats	Reported	Unfounded	Actual	Clearance		
				By Charge	Otherwise	Rate
1610 0010 Robbery - with Firearm	1	0	1	0	1	100.0%
1625 0010 Criminal Harassment	3	0	3	2	0	66.7%
1626 0040 Harassing communications	0	0	0	0	4	0.0%
1627 0010 Uttering threats against a person	2	0	2	0	2	100.0%
	6	0	6	2	7	150.0%

Violation group - Crimes Against the Person - Assaults {excluding sexual assaults}	Reported	Unfounded	Actual	Clearance		
				By Charge	Otherwise	Rate
1430 0010 Assault	9	1	8	4	3	87.5%
	9	1	8	4	3	87.5%

Violation group - Crimes Against Property - Theft under \$5000.00	Reported	Unfounded	Actual	Clearance		
				By Charge	Otherwise	Rate
2140 0011 Other theft under \$5000	9	2	7	0	1	14.3%
2142 0011 Theft under or equal to \$5000 From a motor vehicle	8	1	7	0	0	0.0%
2143 0010 Theft under or equal to \$5000 - Shoplifting	1	0	1	0	0	0.0%
	18	3	15	0	1	6.7%

Violation group - Crimes Against Property - Theft over \$5000.00	Reported	Unfounded	Actual	Clearance		
				By Charge	Otherwise	Rate
2130 0005 Other theft over \$5000	2	0	2	0	0	0.0%
2135 0101 Theft of truck	3	0	3	0	1	33.3%
2135 0103 Theft of sport utility vehicle (SUV)	4	0	4	0	0	0.0%
2135 0105 Theft of other motor vehicle	2	1	1	0	0	0.0%
2135 0106 Taking Motor Vehicle/Vessel without consent of owner	1	1	0	0	0	0.0%
	12	2	10	0	1	10.0%

Violation group - Crimes Against Property - Possession of Stolen Goods	Reported	Unfounded	Actual	Clearance		
				By Charge	Otherwise	Rate
2153 0010 Possession of property obtained by crime over \$5000	3	0	3	1	1	66.7%

Occurrence Stats (All Violations)

Violation group - Crimes Against Property - Possession of Stolen Goods				Clearance		
	Reported	Unfounded	Actual	By Charge	Otherwise	Rate
2156 0010 Possession of property obtained by crime less than or equal \$5000	1	0	1	1	0	100.0%
	4	0	4	2	1	75.0%
Violation group - Crimes Against Property - Mischief				Clearance		
	Reported	Unfounded	Actual	By Charge	Otherwise	Rate
2170 0090 Mischief - Damage to property	12	2	10	2	1	30.0%
2170 0100 Mischief - Obstruct enjoyment of property	14	5	9	1	2	33.3%
	26	7	19	3	3	31.6%
Violation group - Crimes Against Property - Fraud				Clearance		
	Reported	Unfounded	Actual	By Charge	Otherwise	Rate
2160 0075 Fraud (money/property/security) less than or equal to \$5000	1	0	1	0	0	0.0%
2166 0010 Identity Fraud	1	0	1	0	0	0.0%
	2	0	2	0	0	0.0%
Violation group - Crimes Against Property - Break and Enter				Clearance		
	Reported	Unfounded	Actual	By Charge	Otherwise	Rate
2120 0010 Break and Enter - Business	11	1	10	0	1	10.0%
2120 0020 Break and Enter - Residence	6	3	3	1	0	33.3%
2120 0040 Break and Enter - Other	8	1	7	2	0	28.6%
	25	5	20	3	1	20.0%
Violation group - Crimes Against Property - Arson (excluding offences related to death)				Clearance		
	Reported	Unfounded	Actual	By Charge	Otherwise	Rate
2110 0010 Arson - damage to property	1	0	1	0	0	0.0%
	1	0	1	0	0	0.0%
Violation group - Common Police Activities - Related Police Activities				Clearance		
	Reported	Unfounded	Actual	By Charge	Otherwise	Rate
8550 0020 Abandoned Vehicles	14	0	14	0	0	0.0%
8550 0030 Suspicious Person/ Vehicle/ Property	21	0	21	0	0	0.0%

Occurrence Stats (All Violations)

Violation group - Common Police Activities - Related Police Activities				Clearance		
	Reported	Unfounded	Actual	By Charge	Otherwise	Rate
8550 0040 Animal Calls	6	0	6	0	0	0.0%
8550 0050 False Alarms	6	0	6	0	0	0.0%
8550 0060 Items Lost/Found - except passports	4	0	4	0	0	0.0%
	51	0	51	0	0	0.0%
Violation group - Common Police Activities - Assistance to General Public				Clearance		
	Reported	Unfounded	Actual	By Charge	Otherwise	Rate
8545 0130 Assistance to General Public	6	0	6	0	0	0.0%
8550 0080 Person Reported Missing	4	0	4	0	0	0.0%
8550 0190 Wellbeing Check	6	0	6	0	0	0.0%
	16	0	16	0	0	0.0%
Totals	Reported	Unfounded	Actual	By Charge	Otherwise	Rate
	372	24	348	53	41	27.0%

A REGULAR meeting of the Council of the Village of Innisfree was held in the Council Chambers of the Innisfree Village Office, Innisfree, Alberta on Tuesday, June 16, 2020.

CALL TO ORDER

Mayor McMann called the meeting to order at 5:05 PM.

PRESENT

Deborah McMann	Mayor
William Oudshoorn	Deputy Mayor
Aaron Cannan	Councillor (Via Electronic Means)
Brooke Magosse	Chief Administrative Officer

APPROVAL OF
AGENDA
2020-06-16/01

Moved by Deputy Mayor Oudshoorn that the agenda be approved as amended:

Councillor Reports:

8 C – Northern Lights Library System – Will Oudshoorn

8 D – North Central 911 – Aaron Cannan

CARRIED.

APPROVAL OF
MINUTES
2020-06-16/02

Moved by Mayor McMann that the May 19, 2020 Public Hearing minutes be approved as presented.

CARRIED.

APPROVAL OF
MINUTES
2020-06-16/03

Moved by Councillor Cannan that the May 19, 2020 Regular Council minutes be approved as presented.

CARRIED.

BIRCH LAKE
CAMPGROUND
UPDATE – COVID-19
2020-06-16/04

Moved by Deputy Mayor Oudshoorn that the Birch Lake Campground remain closed for the 2020 season.

CARRIED.

Mayor McMann called for a recess at 5:36 PM.

Mayor McMann reconvened the meeting at 5:37 PM.

PAGE 2, VILLAGE OF INNISFREE REGULAR MEETING MINUTES OF JUNE 16, 2020.

BYLAW 651-20 – TAX RATE
FIRST READING
2020-06-16/05

Mayor and Council went through the three (3) scenarios, presented in Request for Decision completed by Administration, regarding the Tax Rate Bylaw 651-20. Mayor and Council also brought forward a new scenario, which included no minimum tax, for Council to consider amongst the other three (3) scenarios. After much discussion council passed the following motion:

Moved by Mayor McMann that Council select scenario no. 3 as presented in the Request for Decision presented to Council. Further that Council give FIRST reading to Tax Rate Bylaw 651-20 this 16th day of June 2020.

CARRIED.

BYLAW 651-20 – TAX RATE
SECOND READING
2020-06-16/06

Moved by Councillor Cannan that Council give SECOND reading to Tax Rate Bylaw 651-20 this 16th day of June 2020.

CARRIED.

BYLAW 651-20 – TAX RATE
AUTHORIZE THIRD READING
2020-06-16/07

Moved by Deputy Mayor Oudshoorn that Council authorize THIRD reading to Tax Rate Bylaw 651-20 this 16th day of June 2020.

UNANIMOUSLY CARRIED.

BYLAW 651-20 – TAX RATE
THIRD AND FINAL READING
2020-06-16/08

Moved by Mayor McMann that Council give THIRD and FINAL reading to Tax Rate Bylaw 651-20 this 16th day of June 2020.

CARRIED.

BYLAW 652-20 – TAX PAYMENTS, PENALTIES, ETC.
BYLAW
FIRST READING
2020-06-16/09

Moved by Councillor Cannan that Council give FIRST reading to Tax Payment, Penalties, etc. Bylaw 651-20 this 16th day of June 2020.

CARRIED.

PAGE 3, VILLAGE OF INNISFREE REGULAR MEETING MINUTES OF JUNE 16, 2020.

BYLAW 652-20 – TAX
PAYMENTS,
PENALTIES, ETC.
BYLAW
SECOND READING
2020-06-16/10

Moved by Mayor McMann that Council give SECOND reading to Tax Payment, Penalties, etc. Bylaw 651-20 this 16th day of June 2020.

CARRIED.

BYLAW 652-20 – TAX
PAYMENTS,
PENALTIES, ETC.
BYLAW
AUTHORIZE THIRD
READING
2020-06-16/11

Moved by Deputy Mayor Oudshoorn that Council authorize THIRD reading to Tax Payment, Penalties, etc. Bylaw 651-20 this 16th day of June 2020.

UNANIMOUSLY CARRIED.

BYLAW 652-20 – TAX
PAYMENTS,
PENALTIES, ETC.
BYLAW
THIRD AND FINAL
READING
2020-06-16/12

Moved by Councillor Cannan that Council give THIRD and FINAL reading to Tax Payment, Penalties, etc. Bylaw 651-20 this 16th day of June 2020.

CARRIED.

TAX RECOVERY
AUCTION 2020 –
UPDATE
2020-06-16/13

Moved by Deputy Mayor Oudshoorn that the Tax Recovery Auction 2020 – Update be tabled to the July 21, 2020 Regular Council meeting for further discussion.

CARRIED.

REQUEST TO WAIVE
FINES – INVOICE NO.
20200064
2020-06-16/14

Moved by Mayor McMann that Council waive the \$25.00 Running at Large fine on Invoice No. 20200064.

CARRIED.

Mayor McMann called for a recess at 6:05 PM.

Mayor McMann reconvened the meeting at 6:08 PM.

PAGE 4, VILLAGE OF INNISFREE REGULAR MEETING MINUTES OF JUNE 16, 2020.

**COUNCILLOR REPORTS
2020-06-16/15**

Moved by Councillor Cannan that the listed Councillor Reports be approved as presented.

CARRIED.

**7 FOOT REAR-MOUNT FINISH MOWER ATTACHMENT
2020-06-16/16**

Moved by Councillor Cannan that Council direct Administration to purchase the 7 foot Rear-Mount Finish Mower attachment from New Holland at a cost of \$2,900.00 (not including GST).

CARRIED.

**ADMINISTRATION REPORTS
2020-06-16/17**

Moved by Mayor McMann that the listed Administration Reports be approved as presented.

CARRIED.

**CORRESPONDENCE
2020-06-16/18**

Moved by Councillor Cannan that the listed Correspondence be received as information.

CARRIED.

CLOSED SESSION ATTENDANCE

Deborah McMann	Mayor
Will Oushoorn	Deputy Mayor
Aaron Cannan	Councillor
Brooke Magosse	Chief Administrative Officer

**CLOSD SESSION
2020-06-16/19**

Moved by Mayor McMann that the meeting moves into closed session at 7:05 PM. to discuss the Request for Inquiry – Office of the Information and Privacy Commissioner under FOIP Section 17 & 27.

CARRIED.

**CLOSED SESSION
2020-06-16/20**

Moved by Deputy Mayor Oudshoorn that the meeting come out of closed session at 7:14 PM.

CARRIED.

**LEGAL (FOIP SECTION 17 & 27) – REQUEST FOR INQUIRY – OFFICE OF THE INFORMATION AND PRIVACY COMMISSIONER
2020-06-16/21**

Moved by Councillor Cannan that the Request for Inquiry – Office of the Information and Privacy Commissioner be received as information.

CARRIED.

**PAGE 5, VILLAGE OF INNISFREE REGULAR MEETING MINUTES OF
JUNE 16, 2020.**

ADJOURNMENT

Councillor Cannan adjourned the meeting at 7:15 PM.

Mayor

Chief Administrative Officer

A SPECIAL meeting of the Council of the Village of Innisfree was held in the Council Chambers of the Innisfree Village Office, Innisfree, Alberta on Thursday, June 18, 2020.

CALL TO ORDER

Mayor McMann called the meeting to order at 4:02 PM.

PRESENT

Deborah McMann Mayor
Will Oudshoorn Deputy Mayor
Aaron Cannan Councillor

Also Present:

Brooke Magosse Chief Administrative Officer

The purpose of this meeting was to discuss and provide first, second and third readings to the 2020 Tax Rate Bylaw 653-20.

AGENDA
2020-06-18/

Moved by Deputy Mayor Oudshoorn that the agenda be approved as presented.

CARRIED.

TAX RATE
BYLAW 653-20
FIRST READING

Moved by Councillor Cannan that Tax Rate Bylaw 653-20 be approved as amended and given FIRST reading this 18th day of June 2020.

CARRIED.

TAX RATE
BYLAW 653-20
SECOND
READING

Moved by Deputy Mayor Oudshoorn that Tax Rate Bylaw 653-20 be given SECOND reading this 18th day of June 2020.

CARRIED.

TAX RATE
BYLAW 653-20
AUTHORIZE
THIRD
READING

Moved by Mayor McMann that Council authorize THIRD reading on Tax Rate Bylaw 653-20 this 18th day of June 2020.

UNANIMOUSLY CARRIED.

TAX RATE
BYLAW 653-20
THIRD AND
FINAL
READING

Moved by Deputy Mayor Oudshoorn that Tax Rate Bylaw 653-20 be given THIRD and FINAL reading this 18th day of June 2020.


CARRIED.

ADJOURNMENT

_____ adjourned the meeting at

Mayor

Chief Administrative Officer



Village of Innisfree

Notice is hereby given that, under the provisions of the Municipal Government Act, the Village of Innisfree will offer for sale, by public auction, in the Village Office, 5116 – 50 Ave., Innisfree, Alberta on _____ **at 5:00 p.m.**, the following lands:

Lot	Block	Plan	Linc Number	Assessed Value	Outstanding Taxes	Reserve Bid
1	20	6127HW	0016261456	\$106,660.00	\$2,394.43	\$106,660.00
10-11	9	4175R	0014926604	\$37,310.00	\$5,308.20	\$37,310.00
1-2	4	4175R	0015625602	\$30,080.00	\$7,414.00	\$30,080.00
6	16	8776S	0015651599	\$2,230.00	\$4,699.60	\$4,700.00
2	22	8621236	0026518663	\$31,320.00	\$3,457.38	\$31,320.00
13-14	12	8776S	0035783281	\$21,400.00	\$2,954.46	\$21,400.00
8-9	7	4175R	0017228602	\$26,220.00	\$2,051.47	\$26,220.00
2	20	6127HW	0011470986	\$2,230.00	\$7,469.89	\$7,500.00

These parcels are being offered for sale, subject to a reserve bid and to the reservations and conditions contained in the existing certificate of title.

These parcels are being offered for sale on an “as is, where is” basis, and the Village of Innisfree makes no representation and gives no warranty whatsoever as to the adequacy of services, soil conditions, land use districting, building and development conditions, absence or presence of environmental contamination, vacant possession or the developability of the parcel for any intended use by the successful bidder.

No bid will be accepted where the Bidder attempts to attach conditions to the sale of the land.

The minimum bid cannot be lower than the market value estimate predetermined by the Assessor.

No Terms or Conditions of Sale will be considered other than those specified by the Village of Innisfree.

The successful Bidder shall be required to execute a Sale Agreement in a form and substance acceptable to the Village of Innisfree.

No further information will be available at the Public Auction regarding the land to be offered for sale.

Terms: Cash, money order or certified cheque, a 10% deposit with the balance due within 30 days of the public auction.

Redemption may be affected by payment of all arrears of taxes and costs at any time prior to the sale.

Alberta Gazette

Alberta Gazette - Publication and Advertising Deadline Dates page

Issue of Gazette	Deadline for ads to be received (10 working days)	Earliest date on which Public Sale of Land may be held
April 15, 2020 April 30, 2020	March 31, 2020 April 16, 2020	May 26, 2020 June 10, 2020
May 15, 2020 May 30, 2020	May 1, 2020 May 15, 2020	June 25, 2020 July 10, 2020
June 15, 2020 June 30, 2020	June 1, 2020 June 16, 2020	July 26, 2020 August 10, 2020
July 15, 2020 July 31, 2020	June 30, 2020 July 17, 2020	August 25, 2020 September 10, 2020
August 15, 2020 August 31, 2020	July 31, 2020 August 17, 2020	September 25, 2020 October 11, 2020
September 15, 2020 September 30, 2020	August 31, 2020 September 16, 2020	October 26, 2020 November 10, 2020
October 15, 2020 October 31, 2020	September 30, 2020 October 19, 2020	November 25, 2020 December 11, 2020
November 14, 2020 November 30, 2020	October 30, 2020 November 16, 2020	December 25, 2020 January 10, 2021
December 15, 2020 December 31, 2020	December 1, 2020 December 15, 2020	January 25, 2021 February 10, 2021
January 15, 2021 January 30, 2021	December 31, 2020 January 18, 2021	February 25, 2021 March 12, 2021
February 15, 2021	February 1, 2021 February 12, 2021	March 28, 2021

February 27, 2021

April 9, 2021

March 15, 2021

March 1, 2021

April 25, 2021

March 31, 2021

March 17, 2021

May 11, 2021

Alberta Gazette - Publication Requirements and Fees

Notices and advertisements published in Part I must have a statutory requirement before they are published. For more information, please contact Alberta Queen's Printer.

Notices and advertisements can be sent to the Alberta Gazette:

email: albertagazette@gov.ab.ca

fax: 780-452-0668

mail: The Alberta Gazette
Suite 700, Park Plaza
10611 98 AVE
Edmonton, AB T5K 2P7

The charges to be paid for the publication of notices, advertisements and documents in The Alberta Gazette are:

Notices, advertisements and documents that are **5 or fewer pages** \$20.00

Notices, advertisements and documents that are **more than 5 pages** \$30.00

Please add 5% GST to the above prices (registration number 124072513RT).

Copyright of the Alberta Gazette and Registrar's Periodical, whether in print or electronic form, is held by the Province of Alberta. No person may download or reproduce copies of the legislation for any purpose other than for personal use without the consent of Alberta Queen's Printer.

- © 1995 - 2020 [Government of Alberta](#)
- [Copyright and Disclaimer](#)

Road Runner Water Hauling Ltd.
Box 356
Innisfree, Alberta
T0B 2G0



Ph: 780-592-2271
Fax: 780-592-2271
Cell: 780-853-7146
Roadrunnerwtr@gmail.com

Demolition of Public Works Building Innisfree Alberta

Scope of Work:

Complete demolition of Public Works Building in Innisfree Alberta, haul out all debris, backfill the small basement in front of the building with clay to make the ground level with surrounding area

Trucking will be done from Road Runner Water Hauling Ltd

Demolition will be done by BK Demolition (certificate of insurance attached)

Total Combined bid		\$28000 + Gst = \$29,400
--------------------	--	--------------------------

Do not hesitate to contact Dwayne with any questions you have regarding the above quote.

CERTIFICATE OF LIABILITY INSURANCE

This certificate is issued as a matter of information only and confers no rights upon the certificate holder and imposes no liability on the insurer. This certificate does not amend, extend or alter the coverage afforded by the policies below.

1. CERTIFICATE HOLDER - NAME AND MAILING ADDRESS		2. INSURED'S FULL NAME AND MAILING ADDRESS	
For Information Purposes Only		Brant Koroluk	
		PO Box 416	
		Andrew	AB
	POSTAL CODE		POSTAL CODE T0B 2C0

3. DESCRIPTION OF OPERATIONS/LOCATIONS/AUTOMOBILES/SPECIAL ITEMS TO WHICH THIS CERTIFICATE APPLIES (but only with respect to the operations of the Named Insured)

Brush Cutting and Demolition of Building

4. COVERAGES

This is to certify that the policies of insurance listed below have been issued to the insured named above for the policy period indicated notwithstanding any requirements, terms or conditions of any contract or other document with respect to which this certificate may be issued or may pertain. The insurance afforded by the policies described herein is subject to all terms, exclusions and conditions of such policies.

LIMITS SHOWN MAY HAVE BEEN REDUCED BY PAID CLAIMS

TYPE OF INSURANCE	INSURANCE COMPANY AND POLICY NUMBER	EFFECTIVE DATE YYYY/MM/DD	EXPIRY DATE YYYY/MM/DD	LIMITS OF LIABILITY (Canadian dollars unless indicated otherwise)		
				COVERAGE	DED.	AMOUNT OF INSURANCE
COMMERCIAL GENERAL LIABILITY <input type="checkbox"/> CLAIMS MADE <input checked="" type="checkbox"/> OCCURRENCE <input checked="" type="checkbox"/> PRODUCTS AND / OR COMPLETED OPERATIONS <input type="checkbox"/> EMPLOYER'S LIABILITY <input type="checkbox"/> CROSS LIABILITY <input checked="" type="checkbox"/> TENANTS LEGAL LIABILITY <input type="checkbox"/> POLLUTION LIABILITY EXTENSION	Intact Insurance 5P1550048	2020/01/14	2021/01/14	COMMERCIAL GENERAL LIABILITY BODILY INJURY AND PROPERTY DAMAGE LIABILITY - GENERAL AGGREGATE - EACH OCCURRENCE	\$5,000	\$2,000,000
				PRODUCTS AND COMPLETED OPERATIONS AGGREGATE		\$2,000,000
				<input type="checkbox"/> PERSONAL INJURY LIABILITY OR <input checked="" type="checkbox"/> PERSONAL AND ADVERTISING INJURY LIABILITY		
				MEDICAL PAYMENTS		
				TENANTS LEGAL LIABILITY		\$500,000
				POLLUTION LIABILITY EXTENSION		
				NON OWNED AUTOMOBILE		\$2,000,000
AUTOMOBILE LIABILITY <input type="checkbox"/> DESCRIBED AUTOMOBILES <input type="checkbox"/> ALL OWNED AUTOMOBILES <input type="checkbox"/> LEASED AUTOMOBILES ** <small>** ALL AUTOMOBILES LEASED IN EXCESS OF 30 DAYS WHERE THE INSURED IS REQUIRED TO PROVIDE INSURANCE</small>	Intact Insurance 5P1550048	2020/01/14	2021/01/14	BODILY INJURY AND PROPERTY DAMAGE COMBINED		
				BODILY INJURY (PER PERSON)		
				BODILY INJURY (PER ACCIDENT)		
				PROPERTY DAMAGE		
				EACH OCCURRENCE		
EXCESS LIABILITY <input type="checkbox"/> UMBRELLA FORM <input type="checkbox"/>				AGGREGATE		
OTHER LIABILITY (SPECIFY) <input type="checkbox"/> <input type="checkbox"/> <input type="checkbox"/>						

5. CANCELLATION

Should any of the above described policies be cancelled before the expiration date thereof, the issuing company will endeavor to mail _____ days written notice to the certificate holder named above, but failure to mail such notice shall impose no obligation or liability of any kind upon the company, its agents or representatives.

6. BROKERAGE/AGENCY FULL NAME AND MAILING ADDRESS		7. ADDITIONAL INSURED NAME AND MAILING ADDRESS (but only with respect to the operations of the Named Insured)	
KC& CO Insurance Mundare			
Box 378			
Mundare	AB	POSTAL CODE	T0B 3H0
BROKER CLIENT ID:		POSTAL CODE	

8. CERTIFICATE AUTHORIZATION

ISSUER Intact Insurance Company	CONTACT NUMBER(S) TYPE Office NO. (780) 764-2238	TYPE Cell NO. (780) 678-0675
AUTHORIZED REPRESENTATIVE Karen Stokowski	TYPE NO.	TYPE NO.

SIGNATURE OF AUTHORIZED REPRESENTATIVE DATE _____ EMAIL ADDRESS Karen.Stokowski@csio.ca



May 08, 2020

Attention: Village of Innisfree

Re: Demolition of Old Town Shop Building (Including Basement)

Total Building measurements 3540 sq. ft.

Haul All Wood Debris and Cement to Two Hills Regional Land Fill Site

Lump Sum Demolition Price.....\$ 21,600.00

Equipment On Site:

JD 350 Trackhoe JD 333 Skid Steer

2 Tandem Gravel Trucks Manual Laborers

*Mobilization to and from Site (Included) *Landfill Fees paid by Village of Innisfree

Clay Fill for Basement and Site

28 Loads @ 11yds each 308 yds

308 yds @ \$12.00 / yd.....\$ 3,696.00

NOTE: Could be less (Estimated) Credit Difference

Thank You for the opportunity to quote this project. We hope to be of service to you.

Regards,


A handwritten signature in black ink, appearing to read "Kim Fluker".

Kim Fluker

General Manager

HCL Site Services Ltd.

780-975-4911



4723-45 Avenue, Vegreville, AB T9C-1L1 Phone 780-632-3422 Fax 780-632-6710

ESTIMATE- Town office barrier free entrance retrofit

Date: May 8, 2020

Salesperson: Cory Batog

Client Name: Village of Innisfree

Site location: 5116-50 ave, Innisfree, Alberta

Thank-you for the opportunity to quote your project as follows-

Building interior & exterior:

Rough framing and carpentry work-

- Demo interior walls in existing storage room for new entry door location.
- Demo ½ sawn spruce log siding on exterior wall where new door is to be located.
- Frame in door opening with header.
- Remove existing front entry door, frame in, insulate and sheet void space.
- Budget allowance to clad exterior with nearest available profile matched siding.
- Frame in floor in old step-down landing area to bring floor to 1 continuous level.
- Allowance to clad inside wall area where old front door was removed with nearest available matched panels.

Entry door-(manual)

- Budget allowance to supply and install 36" barrier free commercial glass/aluminum entry door, clear anodized finish.
- Includes closer, sweeps, lock hardware and push pulls.

Ramps and landings:

- Build 4' wide, 1/12 slope wheelchair ramp with top 4'x8' landing and 2, 4'x8' intermediate turn landings.
- All treated lumber, with ¾" treated plywood sheeting or 5/4" treated deck boards.
- Century aluminum handrails.

Total estimate amount (before GST): \$27,350.00

Exclusions-

-Permits, permit costs, drawings and engineering. (if wanted, add \$3,500.00)


Optional extra costs-

-Supply and installation of powered handicap door operators with a \$350 allowance for electrical feed if needed.

Add-\$4,640.00

-Budget allowance to upgrade ramp deck to composite, no maintenance decking.

Add- \$7,320.00



Cory Batog

Estimator/project manager,

Vantage Builders Ltd.

This estimate is valid for 30 days.

Village of Innisfree (CAO)

From: Scott Simons <scott.simons@bareng.ca>
Sent: July 9, 2020 4:11 PM
To: Village of Innisfree (CAO)
Subject: 50 Street Flood Mitigation Opinion of Costs: 20MU-414600
Attachments: 20MU-414600 Construction Cost Estimate.pdf; 20MU-414600 Rev 0 Drainage Plan.pdf

Follow Up Flag: Follow up
Flag Status: Flagged

Hi Brooke,

The attached construction cost estimate pdf includes opinions of cost for three (3) options associated with the 50 Street Flood Mitigation project. Below is a summary of each option.

Option 1 – 2 x 300mm Diameter Culverts

- Opinion of Cost = \$53,300 including engineering and contingency.
- Installation of two (2) 300mm diameter culverts across 50 Street and one (1) 300m diameter culvert crossing East Street as per the attached drawing that was previously provided to the Village.
- This option will result in temporary ponding of water on the west side of 50 Street during rain events.

Option 2 – 750mm Diameter Storm Sewer Sized for 1:5 Year Storm

- Opinion of Cost = \$187,000 including engineering and contingency.
- Installation of a catch basin on the west side of 50 Street along with a 750mm diameter PVC Ultra-Rib Storm sewer to an outfall approximately 40m east of East Street.
- The 750mm diameter storm sewer is sized for a 1:5 year storm, so there would be limited to no ponding on the west side of 50 Street up to a 1:5 year storm. Storm events above the 1:5 year would result in temporary ponding on the west side.
- Engineering fees would need to be increased for the additional design work and materials testing associated with installing the storm sewer.

Option 3 – Storm Sewer Sized for 300mm Diameter Culvert Discharge

- Opinion of Cost = \$110,500 including engineering and contingency.
- Installation of a catch basin on the west side of 50 Street along with a 300mm diameter PVC Ultra-Rib Storm sewer to an outfall approximately 40m east of East Street.
- The 300mm diameter storm sewer is sized to match the existing 300mm diameter culvert discharge.
- Similar to Option 1, there will be temporary ponding on the west side of 50 Street during a rain event.
- The benefit of this option (over Option 1) is that the risk of freezing is reduced as a result of increased depth of cover on the storm sewer.
- Engineering fees would need to be increased for the additional design work and materials testing associated with installing the storm sewer.

Please let me know if you have any questions and how the Village would like to proceed. Note that we have not included any land acquisition costs that may be required for implementation of any of the three options. Also, with detailed design we may be able to reduce the total length of the proposed storm sewer by constructing a ditch, but we would need to collect additional topographic survey data and complete the design to confirm.

Regards,

Scott Simons, P. Eng.

Senior Engineer

Municipal Division

T: 780.875.1683 C: 780.872.3945 E: scott.simons@bareng.ca

F: 780.875.2728 5237 - 70 Avenue Lloydminster, AB T9V 3N6 BAReng.ca



This communication is intended for the use of the recipient to which it is addressed, and may contain, confidential, personal, and or privileged information. Please contact the sender immediately if you are not the intended recipient of this communication, and do not copy, distribute, or take action relying on it. Any communication received in error, or subsequent reply, should be deleted or destroyed.

Owner: Town of Innisfree
 Project: 50 Street Flood Mitigation Between Railway Ave N and 51 Ave
 BAR Project No.: 20MU-414600

Date: 09-Jul-20

Page 1 of 3

Item	Description	Unit	Est'd Quantity	Est'd Unit Price (\$)	Est'd Cost (\$)
OPTION 1 - 2 X 300mm CULVERTS					
1.1	Removals (As Directed)				
	.1 Hot Mix Asphalt	m ²	45	\$10.00	\$450.00
	.2 Concrete Sidewalk	lin.m	10	\$88.00	\$880.00
	.3 Topsoil Stripping	m ²	400	\$5.00	\$2,000.00
	.4 Tree	each	3	\$500.00	\$1,500.00
1.2	Earthworks (As Directed)				
	.1 Common Excavation Roadway - Dispose	m ³	30	\$40.00	\$1,200.00
	.2 Naue Combigrid 40/40	m ²	60	\$8.00	\$480.00
	.3 Common Excavation Swale - Dispose	m ³	55	\$40.00	\$2,200.00
1.3	Concrete - Supply & Install				
	.1 1.2m Separate Sidewalk	lin.m	10	\$335.00	\$3,350.00
1.4	Pavement Structure - Supply & Install				
	.1 20mm (3/4") Granular Base Course - 300mm Compacted Thickness	m ²	45	\$30.00	\$1,350.00
	.2 20mm (3/4") Granular Base Course - 150mm Compacted Thickness	m ²	15	\$15.00	\$225.00
	.2 Prime Coat	m ²	45	\$1.00	\$45.00
	.3 Tack Coat	m ²	45	\$1.50	\$67.50
	.4 Hot-mix Asphalt (Type S1) - 120mm Compacted Thickness	m ²	45	\$50.00	\$2,250.00
1.5	Storm Sewer - Supply & Install				
	.1 300mm CSP Culvert	lin.m.	65	\$300.00	\$19,500.00
	.2 Rock Rip-Rap	m ²	15	\$90.00	\$1,350.00
1.6	Miscellaneous				
	.1 Topsoil Placement (Contractor Supplied)	m ²	400	\$10.00	\$4,000.00
	.2 Seed	m ²	400	\$3.00	\$1,200.00
Total Option 1					\$42,047.50
Contingency - 10%					\$4,204.75
Subtotal					\$46,252.25
Engineering and Materials Testing Fees					\$7,000.00
Total Option 1					\$53,252.25

Item	Description	Unit	Est'd Quantity	Est'd Unit Price (\$)	Est'd Cost (\$)
OPTION 2 - STORM SEWER SIZED FOR 1:5 YEAR STORM					
1.0	Section 1 - Storm Sewer				
1.1	Removals (As Directed)				
	.1 Hot Mix Asphalt	m ²	45	\$10.00	\$450.00
	.2 Concrete Sidewalk	lin.m	10	\$88.00	\$880.00
	.3 Topsoil Stripping	m ²	600	\$5.00	\$3,000.00
	.4 Tree	each	3	\$500.00	\$1,500.00
1.2	Earthworks (As Directed)				
	.1 Common Excavation Roadway - Dispose	m ³	20	\$40.00	\$800.00
	.2 Naue Combigrid 40/40	m ²	60	\$8.00	\$480.00
1.3	Concrete - Supply & Install				
	.1 1.2m Separate Sidewalk	lin.m	10	\$335.00	\$3,350.00
1.4	Pavement Structure - Supply & Install				
	.1 20mm (3/4") Granular Base Course - 300mm Compacted Thickness	m ²	45	\$30.00	\$1,350.00
	.2 20mm (3/4") Granular Base Course - 150mm Compacted Thickness	m ²	15	\$15.00	\$225.00
	.2 Prime Coat	m ²	45	\$1.00	\$45.00
	.3 Tack Coat	m ²	45	\$1.50	\$67.50
	.4 Hot-mix Asphalt (Type S1) - 120mm Compacted Thickness	m ²	45	\$50.00	\$2,250.00
1.5	Storm Sewer - Supply & Install				
	.1 Trenching and Compaction of Native Backfill; 0 - 2.0m Depth	lin.m.	150	\$400.00	\$60,000.00
	.2 Pipe Bedding; 750mm Pipe	lin.m.	150	\$100.00	\$15,000.00
	.3 750mm PVC Ultra-Rib Pipe	lin.m.	150	\$300.00	\$45,000.00
1.6	Catch Basins - Supply & Install				
	.1 900mm Barrel c/w 500mm Sump	each	1	\$4,000.00	\$4,000.00
	.2 NF-38 Frame & Cover	each	1	\$1,200.00	\$1,200.00
1.7	Rock Rip-Rap	m ²	10	\$90.00	\$900.00
1.8	Concrete Flared End Outlet Structure	each	1	\$2,400.00	\$2,400.00
1.9	Over-Excavation/Placement of Imported Material				
	.1 Over-Excavation/Placement of Imported Granular Fill (<i>Provisional Item</i>)	m ³	15	\$140.00	\$2,100.00
	.2 Over-Excavation/Placement of Imported Clay Fill (<i>Provisional Item</i>)	m ³	15	\$90.00	\$1,350.00
1.10	CCTV Inspection	lump sum	1	\$2,000.00	\$2,000.00
1.11	Miscellaneous				
	.1 Topsoil Placement (Contractor Supplied)	m ²	600	\$10.00	\$6,000.00
	.2 Seed	m ²	600	\$3.00	\$1,800.00
Total Option 2					\$156,147.50
Contingency - 10%					\$15,614.75
Subtotal					\$171,762.25
Engineering and Materials Testing Fees					\$15,000.00
Total Option 2					\$186,762.25

Item	Description	Unit	Est'd Quantity	Est'd Unit Price (\$)	Est'd Cost (\$)
OPTION 3 - STORM SEWER SIZED FOR DISCHARGE OF 300mm CULVERT					
1.0	Section 1 - Storm Sewer				
1.1	Removals (As Directed)				
	.1 Hot Mix Asphalt	m ²	45	\$10.00	\$450.00
	.2 Concrete Sidewalk	lin.m	10	\$88.00	\$880.00
	.3 Topsoil Stripping	m ²	600	\$5.00	\$3,000.00
	.4 Tree	each	3	\$500.00	\$1,500.00
1.2	Earthworks (As Directed)				
	.1 Common Excavation Roadway - Dispose	m ³	20	\$40.00	\$800.00
	.2 Naue Combigrid 40/40	m ²	60	\$8.00	\$480.00
1.3	Concrete - Supply & Install				
	.1 1.2m Separate Sidewalk	lin.m	10	\$335.00	\$3,350.00
1.4	Pavement Structure - Supply & Install				
	.1 20mm (3/4") Granular Base Course - 300mm Compacted Thickness	m ²	45	\$30.00	\$1,350.00
	.2 20mm (3/4") Granular Base Course - 150mm Compacted Thickness	m ²	15	\$15.00	\$225.00
	.2 Prime Coat	m ²	45	\$1.00	\$45.00
	.3 Tack Coat	m ²	45	\$1.50	\$67.50
	.4 Hot-mix Asphalt (Type S1) - 120mm Compacted Thickness	m ²	45	\$50.00	\$2,250.00
1.5	Storm Sewer - Supply & Install				
	.1 Trenching and Compaction of Native Backfill; 0 - 2.0m Depth	lin.m.	150	\$225.00	\$33,750.00
	.2 Pipe Bedding; 300mm Pipe	lin.m.	150	\$40.00	\$6,000.00
	.3 300mm PVC Ultra-Rib Pipe	lin.m.	150	\$80.00	\$12,000.00
1.6	Catch Basins - Supply & Install				
	.1 900mm Barrel c/w 500mm Sump	each	1	\$4,000.00	\$4,000.00
	.2 NF-38 Frame & Cover	each	1	\$1,200.00	\$1,200.00
1.7	Rock Rip-Rap	m ²	5	\$90.00	\$450.00
1.8	Concrete Flared End Outlet Structure	each	1	\$1,800.00	\$1,800.00
1.9	Over-Excavation/Placement of Imported Material				
	.1 Over-Excavation/Placement of Imported Granular Fill (<i>Provisional Item</i>)	m ³	15	\$140.00	\$2,100.00
	.2 Over-Excavation/Placement of Imported Clay Fill (<i>Provisional Item</i>)	m ³	15	\$90.00	\$1,350.00
1.10	CCTV Inspection	lump sum	1	\$2,000.00	\$2,000.00
1.11	Miscellaneous				
	.1 Topsoil Placement (Contractor Supplied)	m ²	600	\$10.00	\$6,000.00
	.2 Seed	m ²	600	\$3.00	\$1,800.00
Total Option 3					\$86,847.50
Contingency - 10%					\$8,684.75
Subtotal					\$95,532.25
Engineering and Materials Testing Fees					\$15,000.00
Total Option 3					\$110,532.25

Request for Decision (RFD)

Topic: Overdue Accounts Receivable
Initiated by: Policy No. 1300-05
Attachments: Account No. 31, 182, 153 and 161

Purpose(s):

1. To follow the Overdue Accounts Receivable Policy 1300-05 and clear any accounts that are uncollectable.

Background:

1. Overdue Accounts Receivable Policy No. 1300-05 states "Administration will review all outstanding accounts and present to Council their recommendation for the writing-off of any accounts deemed uncollectable. Approval of write-offs will be as per Village Council Resolution." Below you will find the accounts that are long overdue and need to be written off or transferred to a collection agency.21

- Account No. 31
 - i. Invoice No. 328 dated 2015-08-25 in the amount of \$8.38. Details on invoice are unknown as it was issued in old software.
 - ii. Invoice No. 459 dated 2016-06-10 in the amount of \$382.23. Details on invoice are unknown as it was issued in old software.
Reason for write off – Resident has passed away.
- Account No. 182
 - i. Invoice No. 20200030 dated 2020-01-06 in the amount of \$25.00 for a Business License Renewal.
Reason for write off – Resident no longer has a business and does not need a Business License.
- Account No. 153
 - i. Invoice No. 558 dated 2017-07-24 in the amount of \$157.50. Details on invoice are unknown as it was issued in old software.
Reason for Write-off: There are no details on this invoice and it has been outstanding since 2017.
- Account No. 161
 - i. Invoice No. 520 dated 2017-02-13 in the amount of \$150.00 for a medical assist call.
Reason for write-off: Resident refuses to pay as they claim to have a heart condition and had feels that they should not pay for this call.
- Account No. 161
 - i. Invoice No. 503 dated 2016-12-30 in the amount of \$397.16.
Reason for write off: We do not have documentation to provide the County regarding this Fire Call or invoice. County will not pay this invoice.
 - ii. Invoice No. 345 dated 2015-10-23 in the amount of \$4.20.
Reason for write-off: We do not have documentation to provide the County regarding this Fire Call or invoice. County will not pay this invoice.
 - iii. Invoice No. 565 dated 2017-09-13 in the amount of \$934.
Reason for write-off: County had paid this invoice under a different invoice number. It seems that this invoice was duplicated. County will not pay this invoice.

Key Issues/Concepts:

1. Writing off these invoices allows our system to remain current and up to date.

Financial Implication(s):

1. As demonstrated above.

July 21, 2020 - New Business –Overdue Accounts Receivable

Option(s):

1. As directed by Council.
2. That this item be received as information.
3. That Council write-off Invoice No. 328 in the amount of \$8.38, 459 in the amount of \$382.23, 20200030 in the amount of \$25.00, 558 in the amount of \$158.50 and 520 in the amount of \$150.00 in accordance with Overdue Accounts Receivable Policy 1300-05.
4. That Council direct Administration to send all the listed outstanding accounts to an Agency hired for the collection of overdue accounts.

Relevant Policy/Legislation:

1. Policy No. 1300-05 – Overdue Accounts Receivable

RECOMMENDATION(s):

1. As directed by Council.

Good Afternoon,

I've been approached a couple times over the last few years about the possibility of a wage increase for the ff's in Mannville and Innisfree. I have no idea if my council is on board with the idea, I will be presenting it to them in July. I put out some feelers at other municipalities to see where we rank in terms of in ff pay.

	Minburn/Innisfree/Mannville	Vermilion River	County of Ponoka	Hanna	Nothern Sunrise	Lac Ste Anne County	Airdrie	Whitecourt	Lacombe County	Blackfalds	Camrose
FF's	\$ 18.00	\$ 26.17	23	27.5	\$ 25.00	\$ 25.44	36.05 to 48.33	\$ 23.00	\$18- \$22.94	\$ 18.00	\$ 25.00
Officer	\$ 21.00	\$ 26.17	27	27.5	\$ 25.00	\$ 28.00	\$58.96 to \$65.25	\$ 27.60	\$25.15 to \$31.63	\$ 22.00	\$ 30.00
Training	\$ 15.00	\$75 to \$125 per event	\$23 or \$27	27.50 per practice	\$ 15.00	0	Same as above	same as above	Same as above	15	same as above
										OT and stat pay as well	

The table above shows of municipalities that replied we are at the bottom. I would like to propose a pay increase to \$21 for FF and \$25 for Officers however maintain the \$15 for training. Is this something the villages would consider?

Thanks,

Mike Fundytus
 Director of Protective Services



Ph. 780-632-2082
 Fx. 780-632-6296
www.minburncounty.ab.ca

VILLAGE OF INNISFREE
CHIEF ADMINISTRATIVE OFFICERS REPORT

June 16, 2020 – July 21, 2020

Administration

- **Finances:**
 - **Year end**
 - i. Administration has not been able to close 2019 as our auditor has not completed our audit for the 2019 Fiscal Year. Due to COVID-19, deadline to submit financial statements have been extended to October 1, 2020 in accordance with Ministerial Order MSD:028/20. I have spoken to our auditors regarding an update, and they did mention they are confident they will have the 2019 Financials completed by the end of July or early August.
- **Events:**
 - No events are scheduled at this time.
- **Tax Sale:**
 - As requested at the last Council Meeting, Administration has brought forward a more detailed list of properties that will be listed for sale because of non-payment of Tax Arrears.
- **Tax Forfeiture Properties:**
 - Public Works is set to clean-up the property located at 5015 – Railway Avenue (S).

Public Works

- **Innisfree Campground Cleanup & Inventory**

Cleanup has started at the campground. Removal of wooden posts along the pathways will be removed, shingles on the Rec Park Building will be replaced, trees will be trimmed, etc.

Public Works has started grass/weed maintenance on all Village Owned properties.

Stop signs that were destroyed have been replaced.

Administration has received a quote from Doug's Bobcat Services regarding a culvert Replacement along 49 Avenue and 51 Street. The rough estimate is around \$1300.00.

Could I please have Council's approval to proceed with this project?

Administration would also like to bring forward the idea of possibly hiring a part-time/casual Public Works Labourer to assist our Public Works Foreman. **What are Council thoughts/concerns?**

Public Works has started a 2020 Project List (as seen in the Council Chambers) to show the ongoing projects that should be completed this year. I would like to advise Council that our Public Works Foreman will be purchasing some equipment and tools that will be used for the sidewalk replacement. Justin has advised that the expense should not be too large, however the tools used are a little costly. Administration will keep Council informed regarding these projects.

Public Works also needs to replace the Fire Hydrant across from the Fire Hall. **Could I get Councils approval to proceed with the replacement of the Fire Hydrant?**

Bylaw Enforcement

- Bylaw enforcement is still on going.

Upcoming Events:

- August 18, 2020 – Regular Council Meeting

Upcoming Projects:

- Demolition of Old Public Works Building
- Flood Mitigation & Culvert Placement – Railway Avenue (N)
- Sidewalk Rehabilitation
- Upgrades to Campground/Facilities
- Clean-up of Tax Forfeiture Properties
- Barrier Free Ramp – Administration Building

ACTION LIST

- See pages 3.

ACTION LIST

MOTION #	TITLE	DEPARTMENT	Details:
2019-03-19/20	Personnel – CAO Evaluation	Admin/Council	Waiting for Council to complete evaluation.
2019-04-23/04	Solar Ninja’s Quote Dated June 29, 2018	Admin/Council	Council has advised that we wait until further notice.
2019-07-16/04	Traffic in Back alley & Collapsed Retaining Wall	Admin/PW	Have not heard from Land Owners in this regard. They were going to come up with a plan and present this to Council.
2019-11-19/05	Training – Innisfree Fire Department	Admin	Fire Dept. Member has not started his training yet.
2019-11-19/04	Innisfree/Minburn Fire Department – Agreement Analysis	Admin	Waiting on County of Minburn. Feasibility Study is ongoing.
2019-12-17/18	Innisfree Delnotre School – No Parking Signs	Admin	Public Works & Contractor will be installing signs this summer.
2020-01-14/03	Bylaw 646-20 – Amendment to Land Use Bylaw	Admin	Due to COVID-19 Council and Administration postponed the Public Hearing for this Amendment Bylaw. Public Hearing may take place in July or August.
2020-04-21/18	2020 Proposed Utility Rates	Admin	Waiting for 2019 Audit and Financial Statements to be completed.
2020-04-21/20	Birch Lake Recreation Facility – COVID-19 Update/Impact	Admin	Council will assess on monthly basis.
2020-05-19/28	Bar Engineering Proposal Dated May 15, 2020 – 50 Street Flood Mitigation and Road Rehabilitation – Railway Ave North and 51 Avenue	Admin	Construction should take place in July or August.



Village of Innisfree

Revenue & Expense Report

General Ledger	Description	2020 Actual	2020 Budget	2021 Budget
TAXATION				
1-00-00-110	Taxes Residential	167,796.62	175,000.00	175,000.00
1-00-00-111	Taxes Non-Residential	46,938.72	50,000.00	50,000.00
1-00-00-112	Taxes M & E	1,817.35	1,800.00	1,800.00
1-00-00-190	Taxes Linear	25,184.67	20,750.00	20,750.00
1-00-00-230	Taxes Federal GIL	892.31	900.00	900.00
1-00-00-321	ASFF Residential Levy	27,555.43	26,500.00	27,000.00
1-00-00-322	ASFF Non-Residential Levy	11,297.39	11,000.00	11,500.00
1-00-00-330	Seniors Housing Levy	1,841.98	1,900.00	1,900.00
*	TOTAL TAXATION	283,324.47	287,850.00	288,850.00
REQUISITIONS				
2-00-00-321	ASFF Requisition Residential	15,670.72	36,700.00	36,700.00
2-00-00-330	Seniors Foundation Requisition	0.00	1,900.00	1,900.00
*	TOTAL REQUISITIONS	15,670.72	38,600.00	38,600.00
**P	TOTAL TAX AVAILABLE FOR MUNICI	267,653.75	249,250.00	250,250.00
GENERAL REVENUE				
1-00-00-510	Penalties Taxes	20,507.01	26,900.00	26,900.00
1-00-00-540	Franchise Fees - Natural Gas	15,758.31	23,500.00	23,500.00
1-00-00-541	Franchise Fees - Electricity	8,852.13	25,100.00	25,100.00
1-00-00-550	Bank Interest	1,501.41	3,700.00	3,700.00
1-01-00-590	Other Revenue Own Sources Invest	105.00	100.00	100.00
1-11-00-152	Council Health Benefit Cost Recovery	1,094.82	2,300.00	2,300.00
**	TOTAL GENERAL REVENUE	47,818.68	81,600.00	81,600.00
ADMIN REVENUE				
1-12-00-401	Sales Photocopies, Faxes, Services	409.50	975.00	975.00
1-12-00-430	Sales Hats, Pins, Promotional	0.00	25.00	25.00
1-12-00-560	Rental Revenue Adm	3,361.79	8,845.00	8,845.00
1-12-00-590	Other Revenue Own Sources Adm	176.40	5,630.00	5,630.00
1-12-00-840	Grants Conditional Provincial Adm	274,826.00	160,000.00	160,000.00
1-12-00-911	LTO Cost Recovery	250.00	250.00	250.00
**	TOTAL ADMIN REVENUE	279,023.69	175,725.00	175,725.00
FINE REVENUE				
1-21-00-530	Fines Police	500.00	0.00	0.00
**	TOTAL FINE REVENUE	500.00	0.00	0.00
FIRE REVENUE				
1-23-00-410	Fees Fire Fighting	5,607.19	14,500.00	14,500.00
1-23-00-415	Fire Dept Donations	0.00	300.00	300.00
1-23-00-850	Grants Conditional Local Gov't Fire	15,547.53	20,500.00	20,500.00
**	TOTAL FIRE REVENUE	21,154.72	35,300.00	35,300.00



Village of Innisfree

Revenue & Expense Report

General Ledger	Description	2020 Actual	2020 Budget	2021 Budget
BYLAW REVENUE				
1-26-00-522	License Animal	420.00	450.00	450.00
1-26-00-523	Business Licenses	350.00	350.00	350.00
1-26-00-590	Fines Bylaw	150.00	150.00	150.00
** TOTAL BYLAW REVENUE		920.00	950.00	950.00
PUBLIC WORKS REVENUE				
1-32-00-430	Sales Service (Grass,Snow)	0.00	1,450.00	1,450.00
1-32-00-560	PW Rental Revenue	0.00	200.00	200.00
1-32-00-830	Grants Federal (CSJ) PW	0.00	8,662.50	8,662.50
** TOTAL PUBLIC WORKS REVENUE		0.00	10,312.50	10,312.50
STORMWATER REVENUE				
1-37-00-410	Stormwater Infrastructure Renewal	2,422.83	4,915.00	4,915.00
** TOTAL STORMWATER REVENUE		2,422.83	4,915.00	4,915.00
WATER REVENUE				
1-41-00-410	Water Consumption	18,083.12	40,020.00	40,020.00
1-41-00-411	Regional Water Fund	11,890.50	24,200.00	24,200.00
1-41-00-412	Water Base Fee	14,269.26	31,615.00	31,615.00
1-41-00-510	Penalties Water	857.42	2,445.00	2,445.00
** TOTAL WATER REVENUE		45,100.30	98,280.00	98,280.00
SEWER REVENUE				
1-42-00-410	Billings Sewer	17,551.84	35,870.00	35,870.00
** TOTAL SEWER REVENUE		17,551.84	35,870.00	35,870.00
SOLID WASTE				
1-43-00-410	Billings Garbage	23,542.36	48,920.00	48,920.00
1-43-00-411	Regional SWM Infrastructure Fee	9,161.80	18,650.00	18,650.00
** TOTAL SOLID WASTE		32,704.16	67,570.00	67,570.00
COMMUNITY REVENUE				
** TOTAL COMMUNITY REVENUE		0.00	0.00	0.00
LAND REVENUE				
1-61-00-522	Permits (Development, Subdivision)	0.00	125.00	125.00
1-61-00-840	Grants - Provincial	0.00	10,000.00	0.00
** TOTAL LAND REVENUE		0.00	10,125.00	125.00
RECREATION REVENUE				
1-72-00-590	Fees Park Grounds	0.00	18,000.00	22,320.00
** TOTAL RECREATION REVENUE		0.00	18,000.00	22,320.00



Village of Innisfree

Revenue & Expense Report

General Ledger	Description	2020 Actual	2020 Budget	2021 Budget
CULTURAL REVENUE				
1-74-00-415	Museum Donations	100.00	0.00	0.00
**	TOTAL CULTURAL REVENUE	100.00	0.00	0.00
***	TOTAL REVENUE	714,949.97	787,897.50	783,217.50
COUNCIL EXPENSE				
2-11-00-130	Employer Cont Source Dec=ductions	2.80	500.00	500.00
2-11-00-151	Fees Council	2,527.50	7,200.00	7,200.00
2-11-00-152	Benefits Council	1,094.82	1,965.00	1,965.00
2-11-00-211	Travel/Subsistence Council	167.52	1,000.00	1,000.00
2-11-00-212	Conventions/Seminars Council	725.00	2,500.00	2,500.00
2-11-00-274	Council Insurance	0.00	2,000.00	2,000.00
**	TOTAL COUNCIL EXPENSE	4,517.64	15,165.00	15,165.00
ADMIN EXPENSE				
2-12-00-110	Salaries & Wages Adm	30,414.54	62,466.00	64,123.00
2-12-00-111	Honorarium (Admin)	0.00	750.00	750.00
2-12-00-130	Employer Contributions Source Adm	2,145.48	3,500.00	3,500.00
2-12-00-131	Employer Benefits Adm	10,054.02	11,200.00	11,200.00
2-12-00-135	Workers Compensation ADM	699.15	1,650.00	1,650.00
2-12-00-211	Travel/Subsistence Adm	0.00	1,050.00	1,050.00
2-12-00-212	Education Adm	260.00	1,000.00	1,000.00
2-12-00-215	Telecommunications	3,664.54	5,800.00	5,800.00
2-12-00-216	Postage & Freight	178.13	2,300.00	2,300.00
2-12-00-220	Membership Dues Adm	1,133.71	1,300.00	1,300.00
2-12-00-221	Advertising/Printing/Subscriptions Adm	2,538.63	10,000.00	10,000.00
2-12-00-230	Audit/Assessor Fees Adm	17,930.00	30,000.00	30,000.00
2-12-00-250	Contracted Services Adm	13,632.91	10,000.00	10,000.00
2-12-00-274	Insurance Adm	16,194.15	3,275.00	3,275.00
2-12-00-290	Election/Census Expense Adm	0.00	0.00	1,400.00
2-12-00-510	Goods & Services Adm	3,868.69	30,000.00	30,000.00
2-12-00-540	Utilities Heat Adm	952.07	1,600.00	1,600.00
2-12-00-541	Utilities Power Adm	1,126.43	2,500.00	2,500.00
2-12-00-810	Bank Charges Adm	658.75	1,520.00	1,520.00
2-12-00-911	Land Title Charges	590.00	750.00	750.00
2-12-00-995	Legal Expenses	17,719.40	35,000.00	35,000.00
2-12-00-770	Grants to Organizations Adm	0.00	300.00	300.00
**	TOTAL ADMIN EXPENSE	123,760.60	215,961.00	219,018.00
FIRE EXPENSE				
2-23-00-120	Salaries & Wages Fire	7,620.00	20,700.00	20,700.00
2-23-00-211	Travel & Subsistence Fire	0.00	500.00	500.00
2-23-00-215	Telecommunications Fire	1,961.15	2,900.00	2,900.00
2-23-00-217	Freight & Postage Fire	26.90	50.00	50.00
2-23-00-234	Training Fire	2,333.19	10,000.00	10,000.00
2-23-00-250	Contracted Services Fire	307.62	3,000.00	3,000.00
2-23-00-274	Insurance Fire	0.00	2,000.00	2,000.00
2-23-00-510	Supplies & Equipment Fire	12,197.90	15,000.00	15,000.00
2-23-00-540	Utilities Heat Fire	1,418.06	2,500.00	2,500.00
2-23-00-541	Utilities Power Fire	619.45	1,900.00	1,900.00
2-23-00-762	Transfer to Capital Reserves Fire	0.00	4,000.00	4,000.00



Village of Innisfree

Revenue & Expense Report

General Ledger	Description	2020 Actual	2020 Budget	2021 Budget
<hr/>				
**	TOTAL FIRE EXPENSE	26,484.27	62,550.00	62,550.00
EMGERENCY SERVICE EXPENSE				
	2-25-00-310 911 Requisition	1,427.20	1,430.00	1,430.00
**	TOTAL EMGERENCY SERVICE EXPENS	1,427.20	1,430.00	1,430.00
BYLAW EXPENSE				
	2-26-00-221 Bylaw Advertising	0.00	600.00	600.00
	2-26-00-222 Bylaw Enforcement Costs	0.00	500.00	500.00
	2-26-00-510 Animal Control Goods & Services	0.00	250.00	250.00
**	TOTAL BYLAW EXPENSE	0.00	1,350.00	1,350.00
PUBLIC WORKS EXPENSE				
	2-32-00-110 Salaries & Wages PW	12,764.52	26,460.00	27,396.88
	2-32-00-111 Honorarium (PW)	0.00	750.00	750.00
	2-32-00-115 Salaries & Wages Casual PW	735.00	17,325.00	17,325.00
	2-32-00-130 Employer Contributions Source PW	888.18	2,500.00	2,500.00
	2-32-00-131 Employer Benefits PW	1,648.08	3,500.00	3,500.00
	2-32-00-211 Travel & Subsistence PW	0.00	100.00	100.00
	2-32-00-215 Telecommunications PW	1,243.76	2,575.00	2,575.00
	2-32-00-217 Freight & Postage PW	10.13	0.00	0.00
	2-32-00-250 Contracted Services PW	301.32	20,000.00	20,000.00
	2-32-00-270 CN Services PW	130.00	130.00	130.00
	2-32-00-274 Insurance PW	0.00	5,200.00	5,200.00
	2-32-00-510 Goods & Services PW	7,485.52	50,000.00	50,000.00
	2-32-00-521 Fuel & Oil PW	3,390.20	7,200.00	7,200.00
	2-32-00-540 Utilities Heat PW	1,168.25	1,675.00	1,675.00
	2-32-00-541 Utilities Power (Street/Shop) PW	25,240.64	55,650.00	55,650.00
	2-32-00-762 Transfer to Capital PW	0.00	9,500.00	9,500.00
**	TOTAL PUBLIC WORKS EXPENSE	55,005.60	202,565.00	203,501.88
STORM DRAINAGE EXPENSE				
	2-37-00-510 Goods & Equipment Repairs - Storm Draina	1,200.00	750.00	750.00
**	TOTAL STORM DRAINAGE EXPENSE	1,200.00	750.00	750.00
WATER EXPENSES				
	2-41-00-110 Salaries & Wages Water	5,470.50	11,340.00	11,741.52
	2-41-00-130 Employer Contributions Source Water	380.70	1,300.00	1,300.00
	2-41-00-131 Employer Benefits Water	587.85	250.00	250.00
	2-41-00-215 Telecommunications - Water	491.48	660.00	660.00
	2-41-00-250 Contracted Services Water	3,422.71	7,350.00	7,350.00
	2-41-00-274 Insurance Water	0.00	3,400.00	3,400.00
	2-41-00-350 ACE Regional Water Purchase	31,348.17	60,500.00	60,500.00
	2-41-00-510 Goods & Services Water	5,471.67	2,600.00	2,600.00
	2-41-00-540 Utilities Heat Water Plant	870.87	1,510.00	1,510.00
	2-41-00-541 Utilities Power Water Plant	2,954.82	6,160.00	6,160.00
	2-41-00-840 750-Capital ACE Water Contribution	0.00	24,140.00	24,140.00
**	TOTAL WATER EXPENSES	50,998.77	119,210.00	119,611.52



Village of Innisfree

Revenue & Expense Report

General Ledger	Description	2020 Actual	2020 Budget	2021 Budget
SEWER EXPENSE				
2-42-00-110	Salaries & Wages Sewer	3,150.00	6,426.00	6,554.52
2-42-00-130	Employer Contributions Source Sewer	221.28	1,150.00	1,150.00
2-42-00-131	Employer Benefits Sewer	149.85	850.00	850.00
2-42-00-215	Freight/Phone/Postage Sewer	0.00	50.00	50.00
2-42-00-250	Contracted Services Sewer	0.00	1,700.00	1,700.00
2-42-00-274	Insurance Sewer	0.00	1,275.00	1,275.00
2-42-00-510	Goods & Services Sewer	2,240.00	30,000.00	30,000.00
2-42-00-541	Utilities Power Sewer Lift Stations	2,565.64	5,175.00	5,175.00
2-42-00-762	Transfer to Capital Sewer	0.00	10,000.00	10,000.00
** TOTAL SEWER EXPENSE		8,326.77	56,626.00	56,754.52
GARBAGE EXPENSE				
2-43-00-110	Salaries & Wages Garbage	9,670.44	19,908.00	20,480.88
2-43-00-130	Employer Contributions Source Garbage	675.66	2,800.00	2,800.00
2-43-00-131	Employer Benefits Garbage	787.58	250.00	250.00
2-43-00-250	Contracted Services Garbage	8,427.39	28,500.00	28,500.00
2-43-00-274	Insurance Garbage	0.00	360.00	360.00
2-43-00-510	Goods & Services Garbage	0.00	500.00	500.00
2-43-00-762	Transfer to Capital Garbage	0.00	18,500.00	18,500.00
** TOTAL GARBAGE EXPENSE		19,561.07	70,818.00	71,390.88
FCSS EXPENSE				
2-51-00-351	FCSS Requisition	1,837.75	1,850.00	1,850.00
** TOTAL FCSS EXPENSE		1,837.75	1,850.00	1,850.00
PLANNING EXPENSE				
2-61-00-510	General Goods & Services	0.00	500.00	500.00
2-61-00-250	Contracted Services	767.00	5,580.00	5,580.00
2-61-00-840	Grants - Provincial	0.00	10,000.00	10,000.00
** TOTAL PLANNING EXPENSE		767.00	16,080.00	16,080.00
LAND PURCHASES EXPENSE				
** TOTAL LAND PURCHASES EXPENSE		0.00	0.00	0.00
RECREATION EXPENSES				
2-72-00-130	Employer Contributions Source Recreation	0.00	110.00	110.00
2-72-00-215	Freight/Phone/Postage Recreation	631.48	750.00	750.00
2-72-00-221	Printing/Advertising/Subscriptions	380.00	500.00	500.00
2-72-00-250	Contracted Services Recreation	0.00	3,500.00	7,500.00
2-72-00-255	Maintenance Sports Grounds	0.00	750.00	750.00
2-72-00-274	Insurance Recreation	0.00	3,000.00	3,000.00
2-72-00-510	Goods & Services Recreation	0.00	8,000.00	8,000.00
2-72-00-511	Rec Park Float	0.00	100.00	100.00
2-72-00-521	Fuel and Oil Park	0.00	500.00	500.00
2-72-00-540	Utilities Heat Park Building	341.19	775.00	775.00
2-72-00-541	Utilities Power Park Grounds	689.98	5,650.00	5,650.00
2-72-00-591	Concessions Park Grounds	0.00	0.00	850.00
2-72-00-762	Transfer to Capital Recreation	0.00	5,000.00	5,000.00



Village of Innisfree

Revenue & Expense Report

General Ledger	Description	2020 Actual	2020 Budget	2021 Budget
<hr/>				
**	TOTAL RECREATION EXPENSES	2,042.65	28,635.00	33,485.00
CULTURE EXPENSES				
2-74-00-250	Contracted Services Library/Museum	0.00	100.00	100.00
2-74-00-274	Insurance Cultural Organization	0.00	1,600.00	1,600.00
2-74-00-300	Regional Library Requisition	1,166.29	1,150.00	1,150.00
2-74-00-350	Local Municipal Library Grant	0.00	3,500.00	3,500.00
2-74-00-510	Goods & Services Library/Museum/Culture	75.00	0.00	0.00
2-74-00-540	Utilities Heat Museum	1,854.25	2,726.00	2,726.00
2-74-00-541	Utilities Power Museum	612.40	1,355.00	1,355.00
2-74-00-415	Donations - Museum	100.00	0.00	0.00
		<hr/>	<hr/>	<hr/>
**	CULTURE EXPENSES	3,807.94	10,431.00	10,431.00
***	TOTAL EXPENSES	299,737.26	803,421.00	813,367.80
		<hr/>	<hr/>	<hr/>
****	(SUPLUS)/DEFICIT	(415,212.71)	15,523.50	30,150.30

*** End of Report ***



Village of Innisfree

Tax Trial Balance (Full Listing)

Trial Balance As Of 2020-07-16

Roll #	Title Holder	Tax Levy	Accum. Penalty	Out. Penalty	Outstanding	Current	1 Year	2 Years	3 Years	Over 3
		Tax Levy	283,782.51		Local Improvement Levy		0.00			
		Additional Tax Levy	0.00		Accumulated Penalty		20,507.01			
					Outstanding Penalty		18,713.03			
Sub Ledger						General Ledger				
		Current	274,417.46							
		1 Year	61,506.26			3-00-00-211	274,417.46			
		2 Years	39,537.45			3-00-00-212	146,125.70			
		3 Years	20,562.47			Totals	<u>420,543.16</u>			
		Over 3	24,519.52							
		Outstanding	<u>420,543.16</u>							
						Total GL	420,543.16			
						Total SL	420,543.16			
						Proof	<u>0.00</u>			

*** End of Report ***



Village of Innisfree
Utilities Trial Balance (All Balances)
 Trial Balance As Of 2020-07-16

Account # Name	Account Active	Amount Outstanding	Current	Overdue1	Overdue2	Overdue3	Overdue4
----------------	----------------	--------------------	---------	----------	----------	----------	----------

Sub Ledger		General Ledger	
Current	10,940.05		
Overdue 1	3,769.27	3-00-00-274	23,098.28
Overdue 2	1,990.19		
Overdue 3	1,540.43		
Overdue 4	4,858.34		
Outstanding	23,098.28	Totals	23,098.28
		Total GL	23,098.28
		Total SL	23,098.28
		Proof	0.00

*** End of Report ***



Village of Innisfree

Cheque Listing For Council

2020-Jul-16
3:30:21PM

Cheque		Vendor Name	General Ledger	Invoice #	Invoice Description	Invoice Amount	Cheque Amount
Cheque #	Date						
20200268	2020-06-18	ACE	2-41-00-350	INN-05312020	PAYMENT MAY WATER CONSUMPTION	4,037.67	4,037.67
20200269	2020-06-18	Alberta Municipal Services Corpor	2-32-00-540	20-1033968	PAYMENT		7,573.80
			2-41-00-540	20-1033968	GAS - PW SHOP	147.12	
			2-74-00-540	20-1033968	GAS - WTP	116.89	
			2-23-00-540	20-1033968	GAS - MUSEUM	206.45	
			2-12-00-540	20-1033968	GAS - FIRE HALL	137.62	
			2-32-00-541	20-1033968	GAS - ADMIN	88.55	
			2-41-00-541	20-1033968	POWER - NEW PW SHOP	365.81	
			2-32-00-541	20-1033968	POWER - TWP	534.63	
			2-74-00-541	20-1033968	POWER - PW	21.00	
			2-32-00-541	20-1033968	POWER - MUSEUM	124.12	
			2-12-00-541	20-1033968	POWER - FIRE HALL	139.97	
			2-42-00-541	20-1033968	POWER - ADMIN	194.41	
			2-42-00-541	20-1033968	POWER - LIFT STATION	152.01	
			2-42-00-541	20-1033968	POWER - LIFT STATION	111.51	
			2-42-00-541	20-1033968	POWER - LIFT STATION	153.08	
			2-72-00-541	20-1033968	POWER - REC PARK	128.02	
			2-32-00-541	20-1033968	STREET LIGHTS	4,952.61	
20200270	2020-06-18	Alberta One-Call Corporation	2-12-00-250	IN159407	PAYMENT MAY 2020 NOTIFICATIONS	44.10	44.10
20200271	2020-06-18	Alta-Wide Builders	2-32-00-510	625601	PAYMENT PADLOCKS - 4PC	103.82	105.97
			2-32-00-510	625601	FINANCE CHARGE	2.15	
20200272	2020-06-18	CANADA REVENUE AGENCY	4-00-00-237	JUNE2020	PAYMENT SOURCE DEDUCTIONS - JUNE 2020	2,884.81	2,884.81
20200273	2020-06-18	Canadian National	2-32-00-270	9500213275	PAYMENT RAIL CROSSING LEASE	136.50	136.50
20200274	2020-06-18	Cornerstone Co-Operative	2-32-00-510	2539	PAYMENT FLOWER POTS	629.37	629.37
20200275	2020-06-18	County of Minburn	2-43-00-250	29263	PAYMENT MAY 2020 TIPPAGE AND HAULING	1,198.06	1,198.06
20200276	2020-06-18	Dana's Door Service	2-32-00-510	13807	PAYMENT REPAIRS TO OVER HEAD DOOR AT	879.90	879.90
20200277	2020-06-18	Desjardins Card Services	2-12-00-510	8009	PAYMENT Box of Paper Towels	125.98	322.18
			2-12-00-510	8009	Box of printer paper	62.78	
			2-12-00-510	8009	Toner Cartridge	93.44	
			2-12-00-510	8009	Coffee Pods	39.98	
20200278	2020-06-18	Digital Connection Inc.	2-12-00-250	260779	PAYMENT LIBRARY PHOTOCOPIER	57.92	57.92
20200279	2020-06-18	Doug's Backhoe & Bobcat Service	2-32-00-510	7457	PAYMENT THAW FROZEN CULVERTS - PW SHC	1,068.37	2,643.37
			2-37-00-510	7457	THAW FROZEN STORM DRAINS	1,260.00	
			2-41-00-510	7462	THAW FROZEN WATER LINE - PW SI	315.00	
20200280	2020-06-18	Fjellstrom Greenhouses	2-32-00-510	MAY 2020	PAYMENT 20 FLOWER RUNS - PETUNA'S	630.00	630.00
20200281	2020-06-18	Kostynuk, Eldon	2-23-00-215	JUNE 2020	PAYMENT FIRE CHIEF CELL PHONE	50.00	50.00
20200282	2020-06-18	McEwen, Darlene	2-12-00-250	JUNE2020	PAYMENT JUNE 2020 CLEANING SERVICE	200.00	200.00
20200283	2020-06-18	McMann, Deborah	2-11-00-211	MAY2020	PAYMENT MMI FCSS MILEAGE 60 KM	33.00	33.00
20200284	2020-06-18	Minco Gas Co-op Ltd.	2-72-00-540	MAY2020-01	PAYMENT GAS - REC PARK	27.98	27.98



Village of Innisfree

Cheque Listing For Council

2020-Jul-16

3:30:21PM

Cheque		Vendor Name	General Ledger	Invoice #	Invoice Description	Invoice Amount	Cheque Amount
Cheque #	Date						
20200285	2020-06-18	Municipal Information Systems Inc	2-12-00-250	20200581	PAYMENT		1,416.78
			2-12-00-250	20200581	MOMENTUM SOFTWARE	513.33	
			2-12-00-250	20200581	TRAINING DAY	207.82	
			2-12-00-250	20200581	CONVERSION/INSTALLATION	371.88	
			2-12-00-250	20200581	SUPPORT - INNISFREE	323.75	
20200286	2020-06-18	Telus Communications Company	2-72-00-215	MAY2020	PAYMENT		581.48
			2-12-00-215	MAY2020	780-592-2414 (Rec Park Phone)	94.72	
			2-12-00-215	MAY2020	780-592-3729 (Admin Fax)	159.87	
			2-12-00-215	MAY2020	780-592-3886 (Admin Phone)	122.18	
			2-23-00-215	MAY2020	780-592-3939 (Firehall Fax)	73.72	
			2-12-00-215	MAY2020	LATE PAYMENT CHARGE	12.01	
			2-12-00-215	MAY2020	2 CABLE MILEAGE	45.82	
			2-41-00-215	MAY2020	780-592-2010 (WTP Phone)	73.16	
20200287	2020-06-18	Telus Communications Company	2-12-00-215	MAY2020	PAYMENT		109.39
					780-592-2041 PHONE CHARGES	109.39	
20200288	2020-06-18	Telus Mobility	2-12-00-215	MAY2020	PAYMENT		198.32
			2-32-00-215	MAY2020	CAO CELL PHONE	104.41	
					PW CELL PHONE	93.91	
20200289	2020-06-18	Town of Vegreville	2-41-00-250	IVC57089	PAYMENT		517.36
					WTP SUPERVISION MAY 2020	517.36	
20200290	2020-06-18	Vegreville News Advertiser	2-12-00-221	218246	PAYMENT		437.46
					EMPLOYMENT AD - PW LABOURERS	437.46	
20200291	2020-06-18	VM Systems	2-12-00-510	cw5789	PAYMENT		55.13
					PHOTOCOPIER REPAIRS - NOT SCA	55.13	
20200306	2020-07-03	Agriterra Equipment	2-32-00-510	10368V	PAYMENT		171.49
			2-32-00-510	10368V	HUB - TORO	55.21	
			2-32-00-217	10368V	3 X BLADES	86.59	
			2-32-00-217	10368V	FREIGHT	10.49	
			2-32-00-510	10368V	OIL	19.05	
			2-32-00-217	10368V	ENVIRO FEE	0.15	
20200307	2020-07-03	AMSC Insurance Services	2-11-00-152	0732-11	PAYMENT		6,062.33
			2-12-00-131	0732-11	BENEFITS - CANNAN	182.47	
			2-12-00-131	0732-11	BENEFITS - JACKSON	553.02	
			2-11-00-152	0732-12	BENEFITS - MAGOSSE	616.53	
			2-12-00-131	0732-12	BENEFITS - CANNAN	182.47	
			2-12-00-131	0732-12	BENEFITS - JACKSON	573.48	
			2-12-00-131	0732-12	BENEFITS - MAGOSSE	616.53	
			2-11-00-152	0732-13	BENEFITS - CANNAN	182.47	
			2-12-00-131	0732-13	BENEFITS - JACKSON	559.84	
			2-12-00-131	0732-13	BENEFITS - MAGOSSE	616.53	
			2-11-00-152	0732-14	BENEFITS - CANNAN	182.47	
			2-12-00-131	0732-14	BENEFITS - JACKSON	559.84	
			2-12-00-131	0732-14	BENEFITS - MAGOSSE	616.53	
			2-11-00-152	0732-15	BENEFITS - CANNAN	182.47	
			2-12-00-131	0732-15	BENEFITS - JACKSON	218.84	
			2-12-00-131	0732-15	BENEFITS - MAGOSSE	218.84	
20200308	2020-07-03	Anderson, Joan	2-23-00-510	JULY2020	PAYMENT		19.40
					CLEANING SUPPLIES	19.40	
20200309	2020-07-03	ATB Financial MasterCard	2-12-00-221	JUNE 30, 2020	PAYMENT		758.86
			2-32-00-215	JUNE 30, 2020	POSTAGE	150.28	
			2-23-00-215	JUNE 30, 2020	PW INTERNET	104.95	
			2-12-00-510	JUNE 30, 2020	FIREHALL INTERNET	104.95	
			2-32-00-510	JUNE 30, 2020	ADOBE PDF VIEWER	22.83	
			2-32-00-510	JUNE 30, 2020	AGLAND - TIRES	222.11	
			2-32-00-510	JUNE 30, 2020	ROSENAU - CLEAR TECH HYPCHLO	124.86	
			2-32-00-510	JUNE 30, 2020	FOUNTAIN TIRE	25.64	
			2-12-00-810	JUNE 30, 2020	MASTERCARD INTEREST CHARGED	3.24	
20200310	2020-07-03	BAR ENGINEERING	2-61-00-250	0029263	PAYMENT		805.35
					5 YEAR CAPITAL PLAN - 2020 CULVE	805.35	



Village of Innisfree

Cheque Listing For Council

2020-Jul-16

3:30:21PM

Cheque #	Cheque Date	Vendor Name	General Ledger	Invoice #	Invoice Description	Invoice Amount	Cheque Amount
20200311	2020-07-03	County of Minburn	2-23-00-510	29307	PAYMENT		1,037.56
			2-23-00-510	29307	SING OUT FIRE SAFETY	250.00	
			2-23-00-510	29307	JOBSHIRT	81.00	
			2-23-00-510	29307	NARCAN NASAL SPRAY	62.70	
			2-23-00-510	29307	TOOLS	42.33	
			2-23-00-510	29307	WILDLAND GLOVES	118.33	
			2-23-00-510	29307	FIRE SUSPENDERS	124.25	
			2-23-00-510	29307	FIREFIGHTING FOAM	314.33	
			2-23-00-510	29307	FREIGHT - WFR	15.74	
			2-23-00-510	29307	FREIGHT - FOAM	28.88	
20200312	2020-07-03	Digital Connection Inc.	2-12-00-250	262827	PAYMENT		163.61
			2-12-00-250	262828	LIBRARY PHOTOCOPIER	7.58	
					ADMIN PHOTOCOPIER	156.03	
20200313	2020-07-03	Metrix Group LLP	2-12-00-230	EHJA5116	PAYMENT		11,025.00
					3RD AUDIT BILLING - DECEMBER 31	11,025.00	
20200314	2020-07-03	MIDWEST AUTO SUPPLY LTD	2-32-00-510	783600	PAYMENT		16.88
			2-32-00-510	783600	BMR6A SPARK PLUG	7.01	
					4" SEALED Q/REF/LENS	9.87	
20200315	2020-07-03	Municipal Assessment Services	2-12-00-230	V00997	PAYMENT		1,207.50
					2020 QUARTERLY ASSESSMENT SE	1,207.50	
20200316	2020-07-03	Suncor Energy Products Partnersl	2-32-00-521	JUNE 30, 2020	PAYMENT		337.55
					PW FUEL	337.55	
20200317	2020-07-03	Telus Communications Company	2-12-00-215	JUNE 28, 2020	PAYMENT		570.24
			2-41-00-215	JUNE 28, 2020	ADMIN PHONE/FAX	328.08	
			2-23-00-215	JUNE 28, 2020	WTP PHONE	73.72	
			2-72-00-215	JUNE 28, 2020	FIREHALL FAX	73.72	
					REC PARK PHONE	94.72	
20200318	2020-07-03	Telus Communications Company	2-12-00-215	JUNE 28,2020	PAYMENT		105.14
					780-592-2041 - PHONE CHARGES	105.14	
20200319	2020-07-03	Veg Auto & Industrial Supply 2013	2-32-00-510	475630	PAYMENT		6.92
			2-32-00-510	475630	3 x 1/32 x 38/8 WHL	5.61	
			2-32-00-510	475630	Quick Pins	0.83	
			2-32-00-510	475630	Linch Pins	0.48	
20200320	2020-07-03	Vegreville Home Hardware	2-32-00-510	31977	PAYMENT		27.06
			2-32-00-510	31977	FAST ORANGE HAND CLEANER	20.99	
			2-32-00-510	31977	6" TAPING DRYWAL KNIFE	2.40	
					3" WALL SCRAPER	3.67	
20200321	2020-07-14	ACE	2-41-00-350	INN-06302020	PAYMENT		3,573.09
					JUNE WATER CONSUMPTION	3,573.09	
20200322	2020-07-14	Alberta One-Call Corporation	2-12-00-250	IN160094	PAYMENT		31.50
					JUNE 2020 NOTIFICATIONS	31.50	
20200323	2020-07-14	Brownlee LLP	2-12-00-995	501017	PAYMENT		306.01
					FOIP REQUEST FOR REVIEW - GRAF	306.01	
20200324	2020-07-14	County of Minburn	2-43-00-250	29481	PAYMENT		1,472.13
					JUNE 2020 TIPPAGE AND HAULING	1,472.13	
20200325	2020-07-14	Desjardins Card Services	2-12-00-510	25-06-2020	PAYMENT		167.43
			2-12-00-510	25-06-2020	File Folders & Coffee	76.67	
					Laminating Sheets & Ink	90.76	
20200326	2020-07-14	Minco Gas Co-op Ltd.	2-72-00-540	June2020	PAYMENT		16.75
					REC PARK GAS	16.75	
20200327	2020-07-14	Municipal Information Systems Inc	2-12-00-250	20200909	PAYMENT		1,416.78
					SOFTWARE INSTALLATION PLAN 22	1,416.78	
20200328	2020-07-14	Northeast Alberta Information HUE	2-12-00-220	500	PAYMENT		111.50
					MEMBERSHIP FEE APRIL 1 2020 TO	111.50	
20200329	2020-07-14	Telus Mobility			PAYMENT		199.16



Village of Innisfree

Cheque Listing For Council

2020-Jul-16
3:30:21PM

Cheque		Vendor Name	General Ledger	Invoice #	Invoice Description	Invoice Amount	Cheque Amount
Cheque #	Date						
20200329	2020-07-14	Telus Mobility	2-12-00-215 2-32-00-215	Jul02-Aug01 Jul02-Aug01	ADMIN CELLPHONE PW CELLPHONE	105.25 93.91	199.16
20200330	2020-07-14	Town of Vegreville	2-41-00-250	IVC57175	PAYMENT WTP SUPERVISION JUNE 2020	638.11	638.11

Total 55,017.90

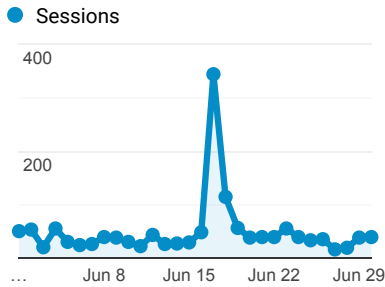
*** End of Report ***

Village of Innisfree Monthly Stats

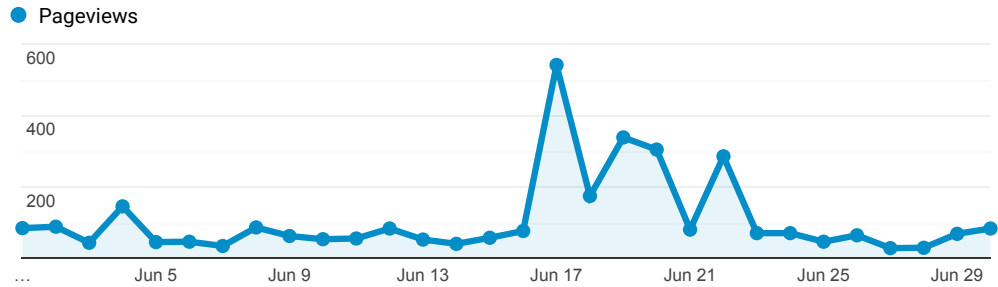
Jun 1, 2020 - Jun 30, 2020

All Users
100.00% Sessions

Visits



Pageviews



Visits and Pages/Visit by Source/M...

Source / Medium	Sessions	Pages / Session
google / organic	610	2.11
m.facebook.com / referral	481	1.41
(direct) / (none)	224	4.33
bing / organic	41	2.63
TravelAlberta-ATIS / TravelAlberta	41	1.15
facebook.com / referral	30	1.37
townlife.com / referral	14	1.71
l.facebook.com / referral	13	1.15
yahoo / organic	13	2.46
ask / organic	4	2.50

Top Business Directory Listings

Page	Pageviews	Unique Pageviews
/places/Nutrien-Ag-Solutions_12465	14	14
/places/Greg-s-Truck-Stop-Cafe_12462	12	12
/places/Innisfree-Public-Trout-Pond_12448	11	11
/places/The-Cutting-Edge_12460	8	6
/places/Hiway-16-News_12548	7	7
/places/Minco-Gas_12466	7	5
/places/Innisfree-Recreation-Centre_12449	6	6
/places/ATB-Financial-Agency_12457	5	2
/places/Innisfree-Petro-Canada_12461	5	5
/places/Canada-Post-Innisfree_12459	4	4

Pageviews and Unique Pageviews by Page

Page	Pageviews	Unique Pageviews
/	494	402
/blogs/show_entry/14069/BIRCH-LAKE-CAMPGROUND-UPDATE	336	316
/115/businesses/12447/255/Innisfree-Recreational-Park	251	219
/blogs/show_entry/14072/Temporary-Employment-Opportunity-Employment	116	111
/About-Innisfree	88	71
/page/contact/422	81	59
/blogs/show_entry/14071/Opening-of-Village-Office	73	64
/115/businesses	61	57
/blogs/show_entry/14070/Notice-of-Special-Council-Meeting-June-18-2020	56	33
	49	41

Map Overlay

Country	Sessions	Pages / Session
Canada	1,367	2.27
United States	65	1.14
South Korea	9	1.00
Vietnam	7	1.29
Philippines	6	1.83
Malaysia	5	1.00
Australia	3	1.00
Russia	3	1.33
Taiwan	3	1.00

Visits and Pages/Visit by Browser

Germany 2 6.00

Visits and Pages/Visit by Mobile

Mobile (Including Tablet)	Sessions	Pages / Session
Yes	1,000	1.69
No	493	3.18

Visits and Pageviews by Social Net...

Social Network	Sessions	Pageviews
Facebook	527	736

Visits and Pages/Visit by Visitor Type

User Type	Sessions	Pages / Session
New Visitor	1,061	2.31
Returning Visitor	432	1.86

Visits by Keyword

Keyword	Sessions
(not provided)	633
innisfree campground	4
innisfree alberta	2
innisfree canada online	2
innisfree museum	2
village of innisfree	2
village of innisfree ab	2
village of innisfree alberta	2
(not set)	1
BAh0bHFr7n4cLtBwP0E43bGx9fqXvJlcbqspDBqQ0ZaCjzIPXqGDdLPN1Eb_35aaNfam6wB-EC6sOuKehYCDY-URIOsYCWUfVUiVVi4x6Dy7Tm8bd599Emvl6kW0dHAjgJLcFAaO8JeRdWzmGpo2xevn_be6HYiNEPU-7YlzlSL44TjPOGtH-x6L_eWyX2c64y1geXlQmBn67-ywJMp4FrdszTvp20_xApSKftvH9Sc43nqeuJ8tUFCcg-9YJqpgzc9hJxdr3G5CJSj6n8oEOuTtceo-Rpk58JG7VmcxJ0QHHG8lhxkff1fXUOUgz2OauTo3_Nr5LvAbaANHdvow	1

Browser	Sessions	Pages / Session
Chrome	501	3.28
Safari	398	1.62
Safari (in-app)	358	1.43
Android Webview	88	1.42
Edge	48	2.17
Samsung Internet	41	1.93
Internet Explorer	31	3.00
Firefox	23	2.17
Opera	3	2.00
(not set)	1	1.00

Visits and Pages/Visit by Mobile Device Info

Mobile Device Info	Sessions	Pages / Session
Apple iPhone	385	1.59
Samsung SM-G960W Galaxy S9	63	1.78
Apple iPhone XR	56	1.23
Apple iPhone 8	50	1.30
Apple iPad	28	1.64
Apple iPad 6th gen	26	1.54
Apple iPhone 6s	21	1.14
Apple iPhone X	21	1.62
Apple iPhone 7	19	1.47
Apple iPhone SE	16	1.31



ALBERTA
MUNICIPAL AFFAIRS

*Office of the Minister
MLA, Edmonton - South West*

July 2, 2020

To all Chief Elected Officials:

On June 29, the Premier announced the province's multi-billion dollar economic recovery plan. Recognizing the critical role that Alberta's communities play in our economy, the plan identifies up to \$500 million in support for our local governments as they recover from the pandemic and invest in infrastructure that supports economic productivity. This funding will help you complete shovel-worthy projects, create jobs in your communities related to the projects, and drive future economic growth. Along with this provincial investment, we are asking municipalities to commit to red tape reduction efforts to incentivize new, job-creating private sector investment.

The shovel-worthy projects you have been submitting were critical in helping us assess municipal needs, as well as your readiness to complete these projects. You will receive more information on how this funding will be allocated, and how your municipality can access it, in the near future. Since program details are coming soon, I encourage you to start planning and preparing to initiate your projects, especially if they can proceed this year. I can tell you that this program will be simple and easy to administer to ensure the province does its part in minimizing red tape.

We are also hopeful that we will receive clarity soon on any available federal funding to assist municipalities in responding to the pandemic. We are working with the federal government to ensure that this funding can be used to meet municipal needs and priorities.

I look forward to sharing more information with you shortly, and continuing to work with you to support Alberta's recovery.

Sincerely,

Kaycee Madu, QC
Minister

cc: Chief Administrative Officers
Paul Wynnyk, Deputy Minister of Municipal Affairs

AR101410

Dear Chief Administrative Officers:

It has come to our attention that an item in the June 19, 2020 issue of the Municipal Governance COVID-19 Q&A was not correct; therefore, I wish to ensure the discrepancy is clarified with this message. The discrepancy is related to the authority for community peace officers to enforce public health orders upon the lapse of the provincial public health emergency. As soon as this discrepancy came to our attention we contacted Alberta Justice and Solicitor General and the proper information is as follows:


When the provincial public health emergency declaration expires or ends, does the special enforcement authority for community peace officers also come to an end?

YES. As outlined in a bulletin issued by AB Justice and Solicitor General on June 16, 2020, Ministerial Order 24/2020, enacted under the *Peace Officer Act* to authorize community peace officers to enforce health Orders, expired when the provincial state of public health emergency lapsed on June 15, 2020.

Community Peace Officers are encouraged to continue educating individuals on the public health Orders. If enforcement is required, the RCMP or Public Health Inspectors are still authorized to enforce Orders issued under the *Public Health Act*.

This information will be corrected on our website, and the above item will be repeated in the next bi-weekly Municipal Governance COVID-19 Q&A email scheduled to be issued on July 3, 2020. I want to thank those of you who reached out when you noticed the discrepancy, and also apologize for any confusion our June 19, 2020 email may have inadvertently caused.

Yours truly,


Gary Sandberg
Assistant Deputy Minister



COPY

City of *Cold Lake*

OFFICE OF THE MAYOR

July 7, 2020

Via Email ps.ministerofpublicsafety-ministredelasecuritepublique.sp@canada.ca

Minister of Public Safety & Emergency Preparedness
House of Commons
Ottawa, ON
K1A 0A6

RECEIVED

JUL 10 2020

Attention: Honourable Bill Blair

Dear Minister Blair:

Re: Criminal Code Amendment


At the City of Cold Lake's regular Council meeting of June 23, 2020, City Council debated and passed a motion regarding concerns relating to the criminal code amendments approved under an "Order in Council" on May 1, 2020. The City of Cold Lake is calling upon all municipalities in Alberta, Saskatchewan, and Manitoba to voice their concerns along with their respective provincial governments.

The following resolution has been passed:

"that Council lobby the federal government to revoke the amendments to the criminal code on May 1, 2020 under an "Order in Council" titled and referred to as "Regulations Amending the Regulations Prescribing Certain Firearms and Other Weapons, Components and Parts of Weapons, Accessories, Cartridge Magazines, Ammunition and Projectiles as Prohibited, Restricted or Non-Restricted: SOR/2020-96."

The City of Cold Lake supports initiatives to end violence; however, feels very strongly that the Government of Canada is wasting valuable resources and taking the wrong approach to gun control that will have zero effect on gun crime.

.../2



-2-

WHEREAS on May 1, 2020, the federal government amended the Criminal Code by ordering regulations prescribing certain firearms, components and parts of firearms, accessories, cartridge magazines, ammunition and projectiles as prohibited or restricted;

AND WHEREAS the Government of Canada is planning a buyback program to get the guns out of circulation, which is expected to cost between \$400 million and \$600 million, and if the history of federal estimating repeats itself, will likely be in excess of \$1 Billion;

AND WHEREAS the City of Cold Lake supports the Government of Canada's commitment to end violence, whether firearms are involved or not, by taking the opportunity to be more engaged and to collaborate with the public and local stakeholders to develop more effective solutions on the issue;


NOW THERE BE RESOLVED that the Council of the City of Cold Lake urges the Government of Canada to revoke the amendment, and instead institute the following:

Target crime, and focus on enforcement through enhanced enforcement capacity for law enforcement and border services, as well as harsher punishments for firearms trafficking and crimes involving firearms. The current ban targets law-abiding owners, rather than the holders of illicit firearms, and would not greatly impact crime reduction;

Collect and share relevant data on crime involving firearms through improved collection and sharing of data on crimes involving firearms, particularly in terms of sources of illicit firearms, and the types of crime being committed. This data is critical for supporting law enforcement and border agencies efforts, as well as informing policy and legislation;

Collaborate with the firearms community and industry to support communication, training and public education regarding firearms to create a multi-faceted approach rather than implementing a ban in isolation.

.../3



-3-

The City feels that the federal government's gun ban will be an expensive exercise that will only serve to take law abiding people's property, while doing nothing to reduce crime. Municipalities are the level of government closest to the people, and a large part of our budget and operations is focused on providing safe and healthy communities. We see forecasts of hundreds of millions of federal dollars to be spent to buy guns back from people. As these are people who went through the necessary education, background checks, and licensing to purchase them, it seems to be a poorly thought out plan, especially if its aim is to reduce crime.

Respectfully,

Craig Copeland,
Mayor

cc: Council

Chief Administrative Officer K. Nagoya
Right Honourable Justin Trudeau Prime Minister of Canada
The Honourable David Lametti, Attorney General
The Honourable Andrew Scheer, Leader of the Official Opposition
David Yurdiga, MP Fort McMurray - Cold Lake
The Honourable Jason Kenny, Premier of Alberta
The Honourable Doug Schweitzer, Solicitor General
Federation of Canadian Municipalities (FCM)
Alberta Urban Municipalities Association (AUMA)
Rural Municipalities Association of Alberta (RMA)
and all municipalities within the provinces of Alberta, Saskatchewan and Manitoba

KN/cjr